
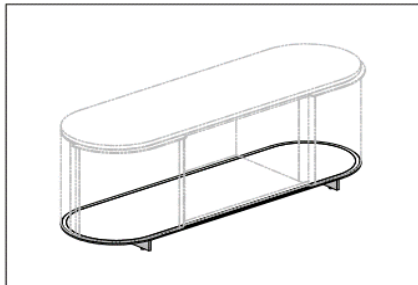
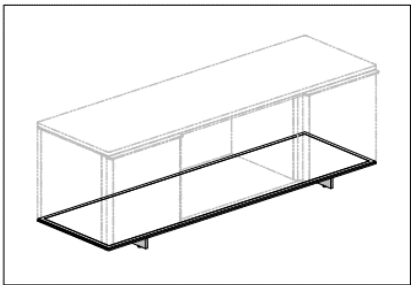
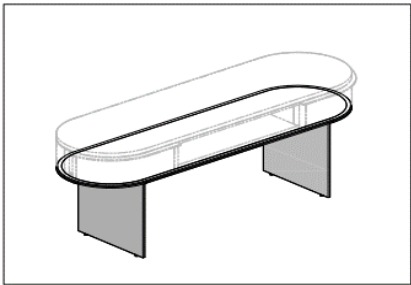
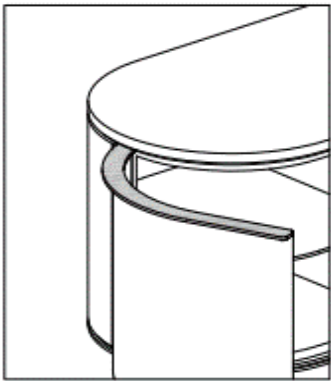


AUTODROMO





VENEER EDGE PROFILE / SOLID SURFACE / CARRERA
EDGE PROFILE

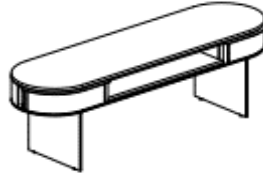


POWDER COAT IS STANDARD FOR ALL METAL COMPONENTS

TYPICAL SOLUTIONS

CREDENZAS

LEFT : SWING DRAWER
CENTER : OPEN
RIGHT : SWING DRAWER
STANDARD VENEER
POWDER COAT METAL
SIZE: W72" D24" H24"

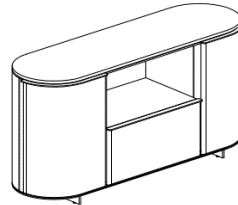


MODEL

AD RH722424

\$19,214

LEFT : DOOR
CENTER : OPEN / FILE DRAWER
RIGHT : DOOR
STANDARD VENEER
POWDER COAT METAL
SIZE: W72" D20" H36"

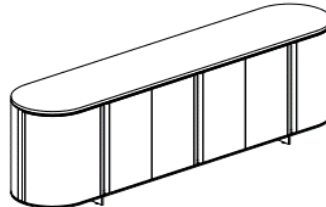


MODEL

AD RF722036SF

\$20,918

LEFT : DOOR
CENTER : DOORS
RIGHT : DOOR
STANDARD VENEER
POWDER COAT METAL
SIZE: W96" D20" H30"

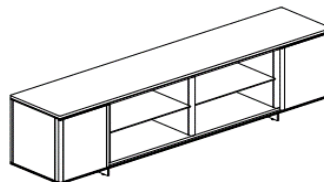


MODEL

AD RF962030BC

\$21,423

LEFT : DOOR
CENTER : SHELVES
RIGHT : DOOR
STANDARD VENEER
POWDER COAT METAL
SIZE: W96" D20" H24"



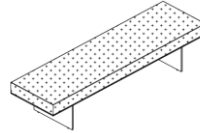
MODEL

AD SF962024S

\$18,495

SEATING

COM
POWDER COAT METAL
OVERALL SIZE: W72" D20" H16.8"

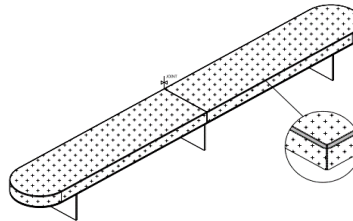


MODEL

AD SBE7220 FREE STANDING BENCH

\$5,539

COM
POWDER COAT METAL
OVERALL SIZE: W156" D20" H16.8"



MODEL

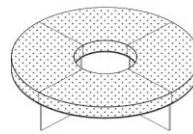
AD DRB7820 RADIUS DOUBLE GANGING BENCH
AD SRB7820 RADIUS SINGLE GANGING BENCH

\$7,781

\$6,834

TOTAL LIST \$14,615

COM
POWDER COAT METAL
OVERALL SIZE: Ø 60" H16.8"



MODEL

AD CC3020L DOUBLE GANGING CORNER BENCH
AD CC3020L DOUBLE GANGING CORNER BENCH
AD CC3020L DOUBLE GANGING CORNER BENCH
AD CC3020L DOUBLE GANGING CORNER BENCH

\$3,893

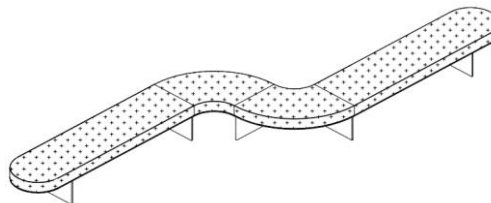
\$3,931

\$3,931

\$3,931

TOTAL LIST \$15,685

COM
POWDER COAT METAL
OVERALL SIZE: W196" D60" H16.8"



MODEL

AD DRB7820 RADIUS GANGING BENCH
AD CC3020R DOUBLE GANGING CORNER BENCH
AD CC3020L DOUBLE GANGING CORNER BENCH
AD SRB7820 RADIUS GANGING BENCH

\$7,656

\$3,893

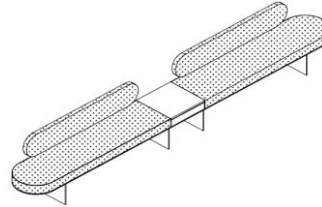
\$3,893

\$6,709

TOTAL LIST \$22,152

CONFIGURATION A

COM
STANDARD VENEER
POWDER COAT METAL
OVERALL SIZE: W176" D20" H27.8"



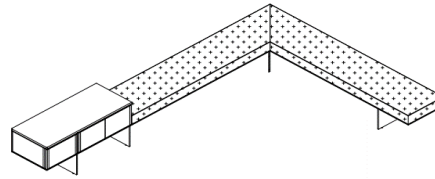
MODEL

AD RBC6411	WALL MOUNT BACK CUSHION	\$1,031
AD DRB7820	RADIUS GANGING BENCH	\$7,656
AD-GST2020R	GANGING SIDE TABLE	\$2,655
AD RBC6411	WALL MOUNT BACK CUSHION	\$1,031
AD SRB7820	RADIUS GANGING BENCH	\$6,709

TOTAL LIST \$19,084

CONFIGURATION B

COM
STANDARD VENEER
POWDER COAT METAL
OVERALL SIZE: W138" D90" H30"
H16" STORAGE



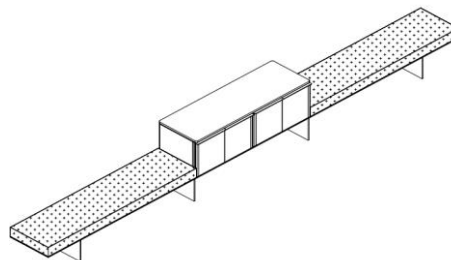
MODEL

AD DSP482430LBC	GANGING CREDENZA	\$11,050
AD CB9024L	DOUBLE GANGING BENCH WITH BEVEL	\$6,147
AD SSC9024	RECTANGULAR GANGING BENCH WITH BEVEL	\$6,689

TOTAL LIST \$23,886

CONFIGURATION C

COM
STANDARD VENEER
POWDER COAT METAL
OVERALL SIZE: W216" D20" H30"
H16" STORAGE



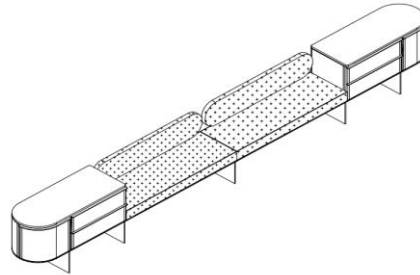
MODEL

AD DSB7820	RECTANGULAR GANGING BENCH	\$7,703
AD CP602030BC	DOUBLE GANGING CREDENZA	\$10,631
AD SSB7820	RECTANGULAR GANGING BENCH	\$6,621

TOTAL LIST \$24,955

CONFIGURATION D

COM
STANDARD VENEER
POWDER COAT METAL
OVERALL SIZE: W216" D20" H30"
H16" STORAGE



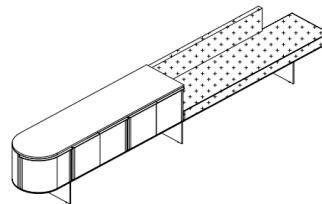
MODEL

AD DRP482030LSB	RADIUS GANGING CREDENZA	\$12,799
AD RBC5811	WALL MOUNT BACK CUSHION	\$1,006
AD DG6020	RECTANGULAR GANGING BENCH	\$3,373
AD RBC5811	WALL MOUNT BACK CUSHION	\$1,006
AD DG6020	RECTANGULAR GANGING BENCH	\$3,373
AD SRP482030RSB	RADIUS GANGING CREDENZA	\$12,105

TOTAL LIST \$33,663

CONFIGURATION E

COM
STANDARD VENEER
POWDER COAT METAL
OVERALL SIZE: W156" D20" H30"
H16" STORAGE



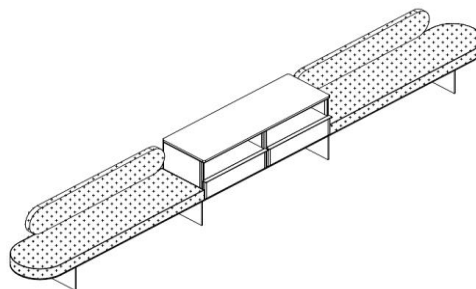
MODEL

AD DRP782030LBC	RADIUS GANGING CREDENZA	\$14,236
AD SBC6411	WALL MOUNT BACK CUSHION	\$769
AD SSB7820	RECTANGULAR GANGING BENCH	\$6,621

TOTAL LIST \$21,627

CONFIGURATION F

COM
STANDARD VENEER
POWDER COAT METAL
OVERALL SIZE: W216" D20" H30"
H16" STORAGE



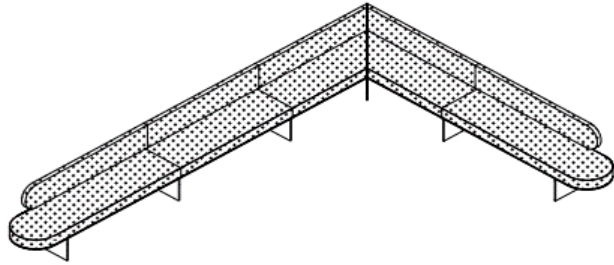
MODEL

AD RBC6411	WALL MOUNT BACK CUSHION	\$1,031
AD DRB7820	RADIUS GANGING BENCH	\$7,656
AD CP602030SB	DOUBLE GANGING CREDENZA	\$12,386
AD RBC6411	WALL MOUNT BACK CUSHION	\$1,031
AD SRB7820	RADIUS GANGING BENCH	\$6,709

TOTAL LIST \$28,814

CONFIGURATION G

COM
POWDER COAT METAL
OVERALL SIZE: W246" D168" H27.8"

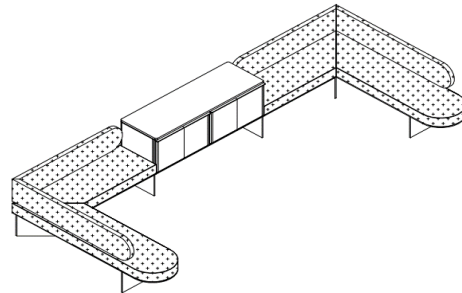


MODEL

AD REF7611	RADIUS WALL MOUNT GANGING BACK CUSHION	\$1,081
AD DRB9024	RADIUS GANGING BENCH	\$8,805
AD SEF761	RECTANGULAR WALL MOUNT DOUBLE GANGING BACK CUSHION	\$819
AD DG7824	RECTANGULAR DOUBLE GANGING BENCH	\$5,065
AD SEB7611	CORNER WALL MOUNT DOUBLE GANGING BACK CUSHION	\$819
AD CB7824L	CORNER DOUBLE GANGING BENCH	\$5,065
AD SEB7611	CORNER WALL MOUNT DOUBLE GANGING BACK CUSHION	\$819
AD CC7824L	CORNER DOUBLE GANGING BENCH	\$5,065
AD REF7611	RADIUS WALL MOUNT GANGING BACK CUSHION	\$1,081
AD SRB9024	RADIUS GANGING BENCH	\$7,859
TOTAL LIST		\$36,478

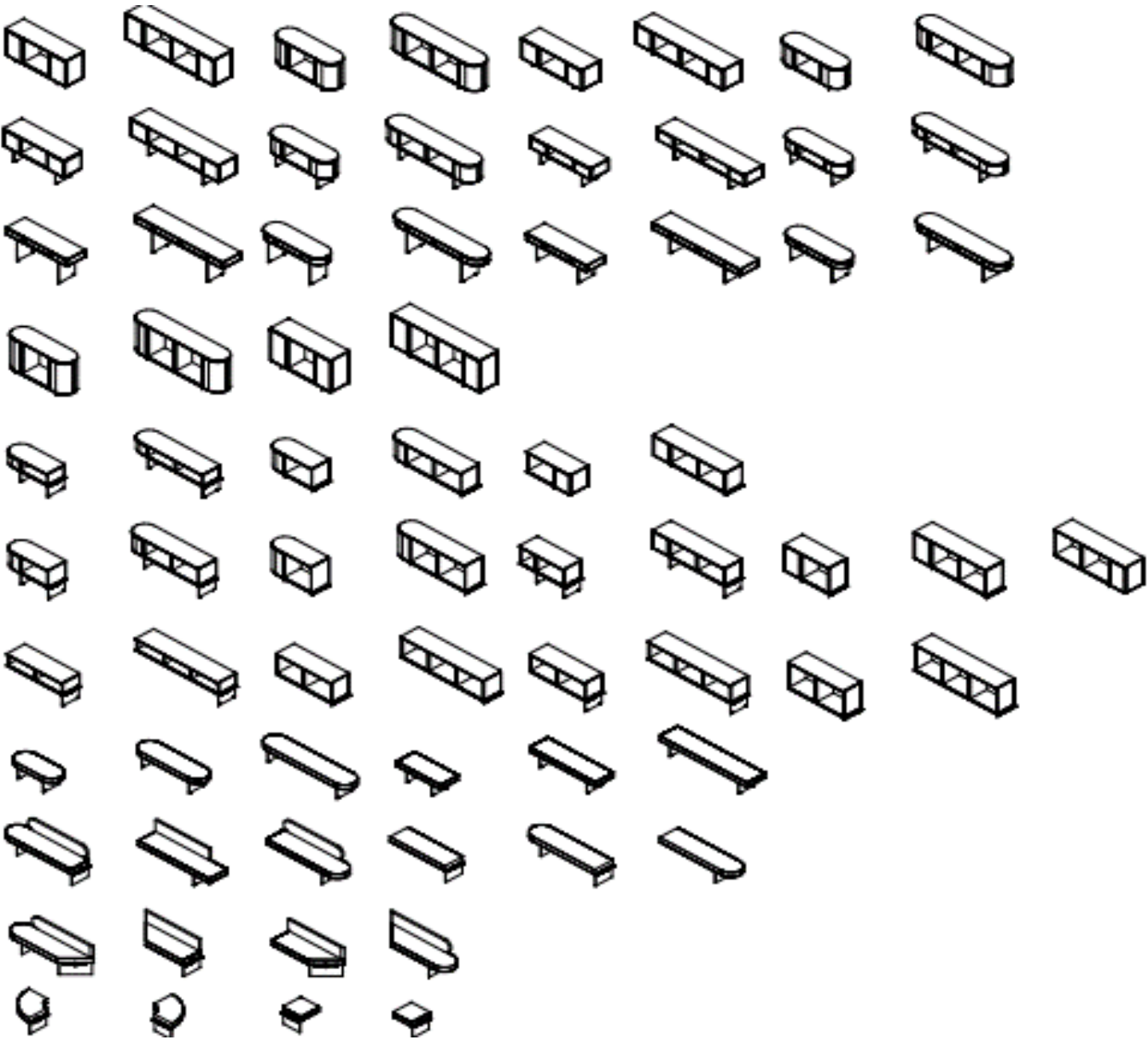
CONFIGURATION H

COM
STANDARD VENEER
POWDER COAT METAL
OVERALL SIZE: W180" D78" H30"
H16" STORAGE



MODEL

AD REB6411	CORNER WALL MOUNT GANGING BACK CUSHION	\$1,031
AD DRC7824	RADIUS GANGING BENCH WITH BEVEL	\$7,363
AD REB5811	CORNER WALL MOUNT GANGING BACK CUSHION	\$1,006
AD CC6024L	CORNER DOUBLE GANGING BENCH	\$3,441
AD CP602430BC	DOUBLE GANGING CREDENZA	\$10,800
AD REB5811	CORNER WALL MOUNT GANGING BACK CUSHION	\$1,006
AD CB6024L	CORNER DOUBLE GANGING BENCH	\$3,441
AD REB6411	CORNER WALL MOUNT GANGING BACK CUSHION	\$1,031
AD SRC7824	RADIUS GANGING BENCH WITH BEVEL	\$6,776
TOTAL LIST		\$35,895






OVERALL H24"



H6" STORAGE



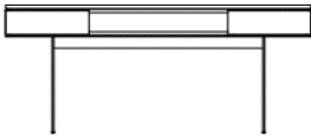
H10" STORAGE



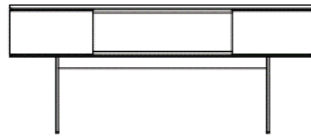
H20" STORAGE



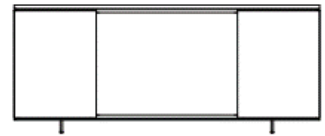
OVERALL H30"



H6" STORAGE



H16" STORAGE



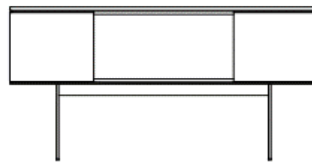
H26" STORAGE



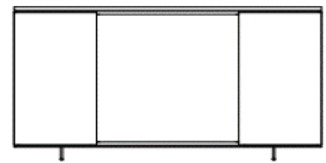
OVERALL H36"



H6" STORAGE


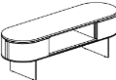


H22" STORAGE



H32" STORAGE

24" HEIGHT

DESCRIPTION	MODEL	STANDARD VENEER	PREMIUM METAL GRADE I	PREMIUM METAL GRADE II	SOLID SURFACE UPCHARGE	STONE UPCHARGE	WIDTH	DEPTH	HEIGHT
RH24 Console 6" high storage center open drawers left / right 	AD RH662024	19084	22901	24809	3304	10089	66	20	24
	AD RH662424	19148	22977	24892	3450	10307	66	24	24
	AD RH722024	19150	22980	24895	3628	10910	72	20	24
	AD RH722424	19214	23056	24978	3774	11129	72	24	24
	AD RH962024	19282	23138	25066	4926	14200	96	20	24
	AD RH962424	19345	23214	25149	5072	14418	96	24	24
	AD RH1082024	19413	23296	25237	5576	15844	108	20	24
	AD RH1082424	20608	24729	26790	5721	16063	108	24	24
RH24 Credenza 10" high storage center open doors left / right 	AD RP662024	17004	20405	22106	3304	10089	66	20	24
	AD RP662424	17068	20482	22188	3450	10307	66	24	24
	AD RP722024	17070	20484	22191	3628	10910	72	20	24
	AD RP722424	17134	20561	22274	3774	11129	72	24	24
	AD RP962024	17199	20638	22358	4926	14200	96	20	24
	AD RP962424	17266	20719	22445	5072	14418	96	24	24
	AD RP1082024	17334	20800	22534	5576	15844	108	20	24
	AD RP1082424	17397	20877	22617	5721	16063	108	24	24

NOTE

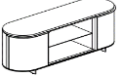

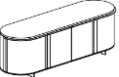
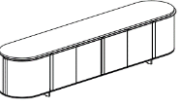
FINISHES

For a complete list of finishes please go to www.deccacontract.com

Dimensions are in inches and are approximate. Contact Customer Service if dimensions are critical.

* Indicates model illustrated by line drawing.

24" HEIGHT

DESCRIPTION	MODEL	STANDARD VENEER	PREMIUM METAL GRADE I	PREMIUM METAL GRADE II	SOLID SURFACE UPCHARGE	STONE UPCHARGE	WIDTH	DEPTH	HEIGHT
RH24 Credenza 20" high storage glass shelf center doors left / right 	AD RF662024S	18197	21837	23656	3304	10089	66	20	24
	AD RF662424S	18301	21961	23791	3450	10307	66	24	24
	AD RF722024S	18367	22041	23877	3628	10910	72	20	24
	AD RF722424S	18452	22143	23988	3774	11129	72	24	24
	AD RF962024S	20410	24492	26533	4926	14200	96	20	24
	AD RF962424S	20556	24668	26723	5072	14418	96	24	24
	AD RF1082024S	20753	24903	26978	5576	15844	108	20	24
	AD RF1082430S	20859	25031	27117	5721	16063	108	24	24
RH24 Credenza 20" high storage doors center doors left / right 	AD RF662024BC	18268	21922	23749	3304	10089	66	20	24
	AD RF662424BC	18385	22062	23900	3450	10307	66	24	24
	AD RF722024BC	18438	22126	23970	3628	10910	72	20	24
	AD RF722424BC	18535	22242	24095	3774	11129	72	24	24
	AD RF962024BC	20553	24663	26718	4926	14200	96	20	24
	AD RF962424BC	20724	24869	26941	5072	14418	96	24	24
	AD RF1082024BC	20895	25074	27164	5576	15844	108	20	24
	AD RF1082430BC	21024	25229	27331	5721	16063	108	24	24

NOTE


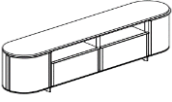
FINISHES

For a complete list of finishes please go to www.deccacontract.com

Dimensions are in inches and are approximate. Contact Customer Service if dimensions are critical.

* Indicates model illustrated by line drawing.

24" HEIGHT

DESCRIPTION	MODEL	STANDARD VENEER	PREMIUM METAL GRADE I	PREMIUM METAL GRADE II	SOLID SURFACE UPCHARGE	STONE UPCHARGE	WIDTH	DEPTH	HEIGHT
RH24 Credenza 20" high storage open / file drawer center doors left / right 	AD RF662024SF	19199	23038	24958	3304	10089	66	20	24
	AD RF662424SF	19371	23245	25182	3450	10307	66	24	24
	AD RF722024SF	19482	23379	25327	3628	10910	72	20	24
	AD RF722424SF	19656	23587	25553	3774	11129	72	24	24
	AD RF962024SF	22413	26896	29137	4926	14200	96	20	24
	AD RF962424SF	22697	27236	29506	5072	14418	96	24	24
	AD RF1082024SF	22983	27580	29878	5576	15844	108	20	24
	AD RF1082430SF	23267	27920	30247	5721	16063	108	24	24

NOTE


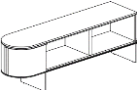

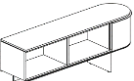
FINISHES

For a complete list of finishes
 please go to www.deccacontract.com

Dimensions are in inches and are approximate.
 Contact Customer Service if dimensions are critical.

* Indicates model illustrated by line drawing.

24" HEIGHT

DESCRIPTION	MODEL	STANDARD VENEER	PREMIUM METAL GRADE I	PREMIUM METAL GRADE II	SOLID SURFACE UPCHARGE	STONE UPCHARGE	WIDTH	DEPTH	HEIGHT
RH24E Ganging Credenza 10" high storage door left open right 	AD DRP482024LS	11258	13510	14636	2379	8127	48	20	24
	AD DRP482424LS	11332	13599	14732	2476	8251	48	24	24
	AD DRP542024LS	11430	13716	14859	2703	8538	54	20	24
	AD DRP542424LS	11592	13911	15070	2801	8662	54	24	24
	AD DRP782024LS	13424	16109	17451	3953	11732	78	20	24
	AD DRP782424LS	13538	16245	17599	4099	11951	78	24	24
	AD DRP902024LS	13695	16434	17804	4602	13378	90	20	24
	AD DRP902424LS	13986	16784	18182	4748	13597	90	24	24
RH24E Ganging Credenza 10" high storage door right open left 	AD SRP482024RS	10564	12677	13734	2379	8127	48	20	24
	AD SRP482424RS	10638	12766	13830	2476	8251	48	24	24
	AD SRP542024RS	10736	12883	13956	2703	8538	54	20	24
	AD SRP542424RS	10898	13078	14168	2801	8662	54	24	24
	AD SRP782024RS	12730	15276	16549	3953	11732	78	20	24
	AD SRP782424RS	12844	15412	16697	4099	11951	78	24	24
	AD SRP902024RS	13001	15601	16902	4602	13378	90	20	24
	AD SRP902424RS	13292	15951	17280	4748	13597	90	24	24




NOTE

FINISHES
For a complete list of finishes please go to www.deccacontract.com

Dimensions are in inches and are approximate.
Contact Customer Service if dimensions are critical.

* Indicates model illustrated by line drawing.

24" HEIGHT

DESCRIPTION	MODEL	STANDARD VENEER	PREMIUM METAL GRADE I	PREMIUM METAL GRADE II	SOLID SURFACE UPCHARGE	STONE UPCHARGE	WIDTH	DEPTH	HEIGHT
RH24E Ganging Credenza 10" high storage door left doors right	AD DRP482024LBC	11382	13659	14797	2379	8127	48	20	24
	AD DRP482424LBC	11468	13762	14909	2476	8251	48	24	24
	AD DRP542024LBC	11555	13866	15021	2703	8538	54	20	24
	AD DRP542424LBC	11621	13945	15107	2801	8662	54	24	24
	AD DRP782024LBC	13671	16406	17773	3953	11732	78	20	24
	AD DRP782424LBC	13810	16572	17953	4099	11951	78	24	24
	AD DRP902024LBC	13945	16734	18129	4602	13378	90	20	24
	AD DRP902424LBC	14044	16853	18257	4748	13597	90	24	24
	AD SRP482024RBC	10688	12826	13895	2379	8127	48	20	24
	AD SRP482424RBC	10775	12929	14007	2476	8251	48	24	24
	AD SRP542024RBC	10861	13033	14119	2703	8538	54	20	24
	AD SRP542424RBC	10927	13112	14205	2801	8662	54	24	24
	AD SRP782024RBC	12977	15573	16871	3953	11732	78	20	24
	AD SRP782424RBC	13116	15739	17051	4099	11951	78	24	24
	AD SRP902024RBC	13251	15901	17227	4602	13378	90	20	24
	AD SRP902424RBC	13350	16020	17355	4748	13597	90	24	24

NOTE


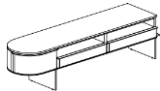

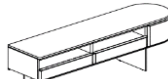

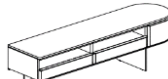

FINISHES

For a complete list of finishes please go to www.deccacontract.com

Dimensions are in inches and are approximate. Contact Customer Service if dimensions are critical.

* Indicates model illustrated by line drawing.

24" HEIGHT

DESCRIPTION	MODEL	STANDARD VENEER	PREMIUM METAL GRADE I	PREMIUM METAL GRADE II	SOLID SURFACE UPCHARGE	STONE UPCHARGE	WIDTH	DEPTH	HEIGHT
RH24E Ganging Credenza 10" high storage door left open / drawer right 	AD DRP482024LSB	12259	14710	15936	2379	8127	48	20	24
	AD DRP482424LSB	12401	14881	16121	2476	8251	48	24	24
	AD DRP542024LSB	12546	15055	16310	2703	8538	54	20	24
	AD DRP542424LSB	12689	15226	16495	2801	8662	54	24	24
 RH24E Ganging Credenza 10" high storage door right open / drawer left 	AD DRP782024LSB	15424	18509	20051	3953	11732	78	20	24
	AD DRP782424LSB	15675	18811	20378	4099	11951	78	24	24
	AD DRP902024LSB	15928	19114	20706	4602	13378	90	20	24
	AD DRP902424LSB	16179	19415	21033	4748	13597	90	24	24
 RH24E Ganging Credenza 10" high storage door right open / drawer left 	AD SRP482024RSB	11565	13878	15034	2379	8127	48	20	24
	AD SRP482424RSB	11707	14049	15219	2476	8251	48	24	24
	AD SRP542024RSB	11852	14223	15408	2703	8538	54	20	24
	AD SRP542424RSB	11995	14394	15593	2801	8662	54	24	24
 RH24E Ganging Credenza 10" high storage door right open / drawer left 	AD SRP782024RSB	14730	17676	19149	3953	11732	78	20	24
	AD SRP782424RSB	14982	17978	19476	4099	11951	78	24	24
	AD SRP902024RSB	15234	18281	19804	4602	13378	90	20	24
	AD SRP902424RSB	15750	18901	20476	4748	13597	90	24	24



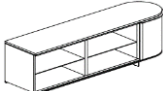
NOTE

FINISHES
 For a complete list of finishes please go to www.deccacontract.com

Dimensions are in inches and are approximate.
 Contact Customer Service if dimensions are critical.

* Indicates model illustrated by line drawing.

24" HEIGHT

DESCRIPTION	MODEL	STANDARD VENEER	PREMIUM METAL GRADE I	PREMIUM METAL GRADE II	SOLID SURFACE UPCHARGE	STONE UPCHARGE	WIDTH	DEPTH	HEIGHT
RH24E Ganging Credenza 20" high storage door left open shelf right	AD DRF482024LS	10898	13078	14168	2379	8127	48	20	24
	AD DRF482424LS	10973	13168	14265	2476	8251	48	24	24
	AD DRF542024LS	11071	13285	14392	2703	8538	54	20	24
	AD DRF542424LS	11126	13351	14464	2801	8662	54	24	24
	AD DRF782024LS	13116	15739	17051	3953	11732	78	20	24
	AD DRF782424LS	13230	15876	17199	4099	11951	78	24	24
	AD DRF902024LS	13390	16068	17407	4602	13378	90	20	24
	AD DRF902424LS	13466	16160	17506	4748	13597	90	24	24
	AD SRF482024RS	11650	13980	15145	2379	8127	48	20	24
	AD SRF482424RS	11730	14076	15249	2476	8251	48	24	24
	AD SRF542024RS	11833	14200	15384	2703	8538	54	20	24
	AD SRF542424RS	11895	14274	15463	2801	8662	54	24	24
	AD SRF782024RS	13903	16683	18073	3953	11732	78	20	24
	AD SRF782424RS	14020	16824	18226	4099	11951	78	24	24
	AD SRF902024RS	14188	17025	18444	4602	13378	90	20	24
	AD SRF902424RS	14270	17124	18551	4748	13597	90	24	24

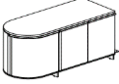
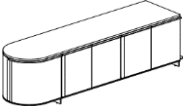

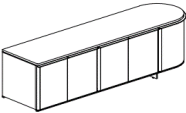
NOTE

FINISHES
For a complete list of finishes please go to www.deccacontract.com

Dimensions are in inches and are approximate.
Contact Customer Service if dimensions are critical.

* Indicates model illustrated by line drawing.

24" HEIGHT

DESCRIPTION	MODEL	STANDARD VENEER	PREMIUM METAL GRADE I	PREMIUM METAL GRADE II	SOLID SURFACE UPCHARGE	STONE UPCHARGE	WIDTH	DEPTH	HEIGHT
RH24E Ganging Credenza 20" high storage door left doors right 	AD DRF482024LBC	11033	13240	14343	2379	8127	48	20	24
	AD DRF482424LBC	11110	13332	14442	2476	8251	48	24	24
	AD DRF542024LBC	11206	13447	14568	2703	8538	54	20	24
	AD DRF542424LBC	11261	13513	14639	2801	8662	54	24	24
	AD DRF782024LBC	13386	16064	17402	3953	11732	78	20	24
	AD DRF782424LBC	13503	16203	17553	4099	11951	78	24	24
	AD DRF902024LBC	13660	16392	17758	4602	13378	90	20	24
	AD DRF902424LBC	13736	16484	17857	4748	13597	90	24	24
RH24E Ganging Credenza 20" high storage door right doors left 	AD SRF482024RBC	11785	14142	15320	2379	8127	48	20	24
	AD SRF482424RBC	11866	14239	15426	2476	8251	48	24	24
	AD SRF542024RBC	11968	14362	15559	2703	8538	54	20	24
	AD SRF542424RBC	12030	14436	15639	2801	8662	54	24	24
	AD SRF782024RBC	14173	17007	18424	3953	11732	78	20	24
	AD SRF782424RBC	14293	17151	18580	4099	11951	78	24	24
	AD SRF902024RBC	14458	17349	18795	4602	13378	90	20	24
	AD SRF902424RBC	14540	17448	18902	4748	13597	90	24	24


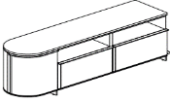

NOTE

FINISHES
 For a complete list of finishes please go to www.deccacontract.com

Dimensions are in inches and are approximate.
 Contact Customer Service if dimensions are critical.

* Indicates model illustrated by line drawing.

24" HEIGHT

DESCRIPTION	MODEL	STANDARD VENEER	PREMIUM METAL GRADE I	PREMIUM METAL GRADE II	SOLID SURFACE UPCHARGE	STONE UPCHARGE	WIDTH	DEPTH	HEIGHT
RH24E Ganging Credenza 20" high storage door left open / file drawer right	AD DRF482024LSF	11900	14280	15470	2379	8127	48	20	24
	AD DRF482424LSF	12044	14452	15657	2476	8251	48	24	24
	AD DRF542024LSF	12186	14623	15842	2703	8538	54	20	24
	AD DRF542424LSF	12330	14796	16029	2801	8662	54	24	24
	AD DRF782024LSF	15119	18143	19655	3953	11732	78	20	24
	AD DRF782424LSF	15370	18444	19982	4099	11951	78	24	24
	AD DRF902024LSF	15620	18745	20307	4602	13378	90	20	24
	AD DRF902424LSF	15874	19049	20637	4748	13597	90	24	24
	AD SRF482024RSF	12651	15181	16446	2379	8127	48	20	24
	AD SRF482424RSF	12800	15360	16640	2476	8251	48	24	24
	AD SRF542024RSF	12949	15538	16833	2703	8538	54	20	24
	AD SRF542424RSF	13099	15718	17028	2801	8662	54	24	24
	AD SRF782024RSF	15905	19087	20677	3953	11732	78	20	24
	AD SRF782424RSF	16161	19393	21009	4099	11951	78	24	24
	AD SRF902024RSF	16418	19702	21344	4602	13378	90	20	24
	AD SRF902424RSF	16678	20014	21682	4748	13597	90	24	24


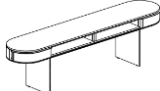

NOTE

FINISHES
 For a complete list of finishes please go to www.deccacontract.com

Dimensions are in inches and are approximate.
 Contact Customer Service if dimensions are critical.

* Indicates model illustrated by line drawing.

30" HEIGHT

DESCRIPTION	MODEL	STANDARD VENEER	PREMIUM METAL GRADE I	PREMIUM METAL GRADE II	SOLID SURFACE UPCHARGE	STONE UPCHARGE	WIDTH	DEPTH	HEIGHT
RH30 Consle 6" high storage open center drawer left / right 	AD RH662030	20108	24130	26141	3304	10089	66	20	30
	AD RH662430	20172	24207	26224	3450	10307	66	24	30
	AD RH722030	20174	24209	26227	3628	10910	72	20	30
	AD RH722430	20238	24286	26309	3774	11129	72	24	30
	AD RH962030	20306	24367	26398	4926	14200	96	20	30
	AD RH962430	20370	24444	26481	5072	14418	96	24	30
	AD RH1082030	20438	24525	26569	5576	15844	108	20	30
	AD RH1082430	20502	24602	26652	5721	16063	108	24	30
RH30 Credenza 16" high storage glass shelf center door left / right 	AD RP662030S	19994	23993	25992	3304	10089	66	20	30
	AD RP662430S	20098	24117	26127	3450	10307	66	24	30
	AD RP722030S	20163	24195	26211	3628	10910	72	20	30
	AD RP722430S	20355	24426	26462	3774	11129	72	24	30
	AD RP962030S	22154	26585	28800	4926	14200	96	20	30
	AD RP962430S	22300	26761	28991	5072	14418	96	24	30
	AD RP1082030S	22494	26993	29242	5576	15844	108	20	30
	AD RP1082430S	22816	27379	29660	5721	16063	108	24	30

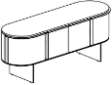
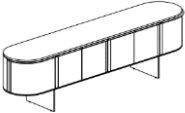
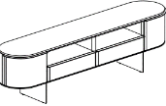
NOTE

FINISHES
For a complete list of finishes please go to www.deccacontract.com

Dimensions are in inches and are approximate.
Contact Customer Service if dimensions are critical.

* Indicates model illustrated by line drawing.

30" HEIGHT

DESCRIPTION	MODEL	STANDARD VENEER	PREMIUM METAL GRADE I	PREMIUM METAL GRADE II	SOLID SURFACE UPCHARGE	STONE UPCHARGE	WIDTH	DEPTH	HEIGHT
RH30 Credenza 16" high storage doors center doors left / right	AD RP662030BC	20144	24173	26187	3304	10089	66	20	30
	AD RP662430BC	20260	24312	26338	3450	10307	66	24	30
	AD RP722030BC	20315	24378	26410	3628	10910	72	20	30
	AD RP722430BC	20410	24492	26533	3774	11129	72	24	30
	AD RP962030BC	22454	26945	29190	4926	14200	96	20	30
	AD RP962430BC	22626	27151	29413	5072	14418	96	24	30
	AD RP1082030BC	22799	27359	29639	5576	15844	108	20	30
	AD RP1082430BC	22926	27511	29803	5721	16063	108	24	30
	AD RP662030SB	21021	25226	27328	3304	10089	66	20	30
	AD RP662430SB	21193	25431	27551	3450	10307	66	24	30
	AD RP722030SB	21305	25566	27697	3628	10910	72	20	30
	AD RP722430SB	21478	25773	27921	3774	11129	72	24	30
	AD RP962030SB	24207	29048	31469	4926	14200	96	20	30
	AD RP962430SB	24491	29389	31838	5072	14418	96	24	30
	AD RP1082030SB	24780	29736	32214	5576	15844	108	20	30
	AD RP1082430SB	25061	30073	32579	5721	16063	108	24	30

NOTE


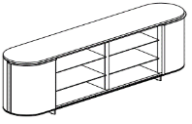

FINISHES

For a complete list of finishes please go to www.deccacontract.com

Dimensions are in inches and are approximate. Contact Customer Service if dimensions are critical.

* Indicates model illustrated by line drawing.

30" HEIGHT

DESCRIPTION	MODEL	STANDARD VENEER	PREMIUM METAL GRADE I	PREMIUM METAL GRADE II	SOLID SURFACE UPCHARGE	STONE UPCHARGE	WIDTH	DEPTH	HEIGHT
RH30 Credenza 26" high storage glass shelves center doors left / right	AD RF662030S	18964	22756	24653	3304	10089	66	20	30
	AD RF662430S	19067	22881	24788	3450	10307	66	24	30
	AD RF722030S	19131	22957	24870	3628	10910	72	20	30
	AD RF722430S	19217	23061	24983	3774	11129	72	24	30
	AD RF962030S	21250	25500	27625	4926	14200	96	20	30
	AD RF962430S	21398	25677	27817	5072	14418	96	24	30
	AD RF1082030S	21590	25908	28067	5576	15844	108	20	30
	AD RF1082430S	21699	26039	28209	5721	16063	108	24	30
	AD RF662030BC	19050	22860	24765	3304	10089	66	20	30
	AD RF662430BC	19156	22987	24903	3450	10307	66	24	30
	AD RF722030BC	19220	23064	24986	3628	10910	72	20	30
	AD RF722430BC	19305	23166	25096	3774	11129	72	24	30
	AD RF962030BC	21423	25707	27850	4926	14200	96	20	30
	AD RF962430BC	21575	25890	28048	5072	14418	96	24	30
	AD RF1082030BC	21768	26121	28298	5576	15844	108	20	30
	AD RF1082430BC	21874	26249	28436	5721	16063	108	24	30

NOTE


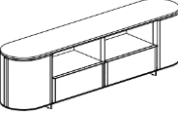
FINISHES

For a complete list of finishes
please go to www.deccacontract.com

Dimensions are in inches and are approximate.
Contact Customer Service if dimensions are critical.

* Indicates model illustrated by line drawing.

30" HEIGHT

DESCRIPTION	MODEL	STANDARD VENEER	PREMIUM METAL GRADE I	PREMIUM METAL GRADE II	SOLID SURFACE UPCHARGE	STONE UPCHARGE	WIDTH	DEPTH	HEIGHT
RH30 Credenza 26" high storage open / file drawer center doors left / right  	AD RF662030SF	19916	23899	25891	3304	10089	66	20	30
	AD RF662430SF	20089	24107	26115	3450	10307	66	24	30
	AD RF722030SF	20199	24239	26258	3628	10910	72	20	30
	AD RF722430SF	20373	24447	26484	3774	11129	72	24	30
	AD RF962030SF	23156	27787	30102	4926	14200	96	20	30
	AD RF962430SF	23441	28129	30473	5072	14418	96	24	30
	AD RF1082030SF	23726	28471	30843	5576	15844	108	20	30
	AD RF1082430SF	24010	28811	31212	5721	16063	108	24	30

NOTE


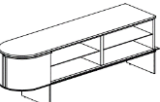

FINISHES

For a complete list of finishes please go to www.deccacontract.com

Dimensions are in inches and are approximate. Contact Customer Service if dimensions are critical.

* Indicates model illustrated by line drawing.

30" HEIGHT

DESCRIPTION	MODEL	STANDARD VENEER	PREMIUM METAL GRADE I	PREMIUM METAL GRADE II	SOLID SURFACE UPCHARGE	STONE UPCHARGE	WIDTH	DEPTH	HEIGHT
RH30E Ganging Credenza 16" high storage door left glass shelf right	AD DRP482030LS	11797	14157	15336	2379	8127	48	20	30
	AD DRP482430LS	11871	14245	15432	2476	8251	48	24	30
	AD DRP542030LS	11967	14361	15557	2703	8538	54	20	30
	AD DRP542430LS	12131	14557	15770	2801	8662	54	24	30
	AD DRP782030LS	13989	16787	18186	3953	11732	78	20	30
	AD DRP782430LS	14103	16923	18333	4099	11951	78	24	30
	AD DRP902030LS	14259	17111	18537	4602	13378	90	20	30
	AD DRP902430LS	14551	17462	18917	4748	13597	90	24	30
	AD SRP482030RS	11103	13324	14434	2379	8127	48	20	30
	AD SRP482430RS	11177	13413	14530	2476	8251	48	24	30
	AD SRP542030RS	11273	13528	14655	2703	8538	54	20	30
	AD SRP542430RS	11437	13725	14868	2801	8662	54	24	30
	AD SRP782030RS	13295	15954	17283	3953	11732	78	20	30
	AD SRP782430RS	13409	16091	17431	4099	11951	78	24	30
	AD SRP902030RS	13565	16278	17635	4602	13378	90	20	30
	AD SRP902430RS	13858	16629	18015	4748	13597	90	24	30

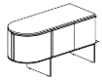
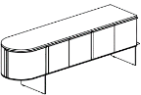

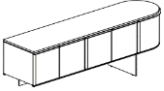
NOTE

FINISHES
For a complete list of finishes please go to www.deccacontract.com

Dimensions are in inches and are approximate.
Contact Customer Service if dimensions are critical.

* Indicates model illustrated by line drawing.

30" HEIGHT

DESCRIPTION	MODEL	STANDARD VENEER	PREMIUM METAL GRADE I	PREMIUM METAL GRADE II	SOLID SURFACE UPCHARGE	STONE UPCHARGE	WIDTH	DEPTH	HEIGHT
RH30E Ganging Credenza 16" high storage door left doors right	AD DRP482030LBC	11921	14305	15497	2379	8127	48	20	30
	AD DRP482430LBC	12007	14409	15609	2476	8251	48	24	30
	AD DRP542030LBC	12094	14512	15722	2703	8538	54	20	30
	AD DRP542430LBC	12160	14592	15808	2801	8662	54	24	30
	AD DRP782030LBC	14236	17084	18507	3953	11732	78	20	30
	AD DRP782430LBC	14375	17250	18688	4099	11951	78	24	30
	AD DRP902030LBC	14511	17414	18865	4602	13378	90	20	30
	AD DRP902430LBC	14609	17531	18992	4748	13597	90	24	30
	AD SRP482030RBC	11227	13473	14595	2379	8127	48	20	30
	AD SRP482430RBC	11313	13576	14707	2476	8251	48	24	30
	AD SRP542030RBC	11400	13680	14820	2703	8538	54	20	30
	AD SRP542430RBC	11466	13759	14906	2801	8662	54	24	30
	AD SRP782030RBC	13543	16251	17605	3953	11732	78	20	30
	AD SRP782430RBC	13681	16418	17786	4099	11951	78	24	30
	AD SRP902030RBC	13818	16581	17963	4602	13378	90	20	30
	AD SRP902430RBC	13915	16698	18090	4748	13597	90	24	30
									




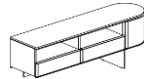
NOTE

FINISHES
For a complete list of finishes please go to www.deccacontract.com

Dimensions are in inches and are approximate.
Contact Customer Service if dimensions are critical.

* Indicates model illustrated by line drawing.

30" HEIGHT

DESCRIPTION	MODEL	STANDARD VENEER	PREMIUM METAL GRADE I	PREMIUM METAL GRADE II	SOLID SURFACE UPCHARGE	STONE UPCHARGE	WIDTH	DEPTH	HEIGHT
RH30E Ganging Credenza 16" high storage door left open / drawer right  	AD DRP482030LSB	12799	15358	16638	2379	8127	48	20	30
	AD DRP482430LSB	12940	15528	16822	2476	8251	48	24	30
	AD DRP542030LSB	13084	15700	17009	2703	8538	54	20	30
	AD DRP542430LSB	13227	15873	17196	2801	8662	54	24	30
	AD DRP782030LSB	15992	19190	20789	3953	11732	78	20	30
	AD DRP782430LSB	16241	19489	21113	4099	11951	78	24	30
	AD DRP902030LSB	16492	19790	21439	4602	13378	90	20	30
	AD DRP902430LSB	16744	20093	21768	4748	13597	90	24	30
RH30E Ganging Credenza 16" high storage door right open / drawer left  	AD SRP482030RSB	12105	14526	15736	2379	8127	48	20	30
	AD SRP482430RSB	12246	14695	15920	2476	8251	48	24	30
	AD SRP542030RSB	12390	14868	16107	2703	8538	54	20	30
	AD SRP542430RSB	12534	15040	16294	2801	8662	54	24	30
	AD SRP782030RSB	15298	18357	19887	3953	11732	78	20	30
	AD SRP782430RSB	15547	18656	20211	4099	11951	78	24	30
	AD SRP902030RSB	15798	18958	20537	4602	13378	90	20	30
	AD SRP902430RSB	16051	19261	20866	4748	13597	90	24	30

NOTE

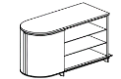
FINISHES
 For a complete list of finishes please go to www.deccacontract.com

Dimensions are in inches and are approximate.
 Contact Customer Service if dimensions are critical.

* Indicates model illustrated by line drawing.

30" HEIGHT

DESCRIPTION	MODEL	STANDARD VENEER	PREMIUM METAL GRADE I	PREMIUM METAL GRADE II	SOLID SURFACE UPCHARGE	STONE UPCHARGE	WIDTH	DEPTH	HEIGHT
RH30E Ganging Credenza 26" high storage door left glass shelves right	AD DRF482030LS	11320	13584	14716	2379	8127	48	20	30
	AD DRF482430LS	11393	13672	14811	2476	8251	48	24	30
	AD DRF542030LS	11490	13788	14937	2703	8538	54	20	30
	AD DRF542430LS	11546	13855	15010	2801	8662	54	24	30
	AD DRF782030LS	13613	16335	17696	3953	11732	78	20	30
	AD DRF782430LS	13726	16472	17844	4099	11951	78	24	30
	AD DRF902030LS	13883	16659	18047	4602	13378	90	20	30
	AD DRF902430LS	13961	16754	18150	4748	13597	90	24	30
RH30E Ganging Credenza 26" high storage door right glass shelves left	AD SRF482030RS	9934	11921	12915	2379	8127	48	20	30
	AD SRF482430RS	10008	12010	13011	2476	8251	48	24	30
	AD SRF542030RS	10106	12127	13137	2703	8538	54	20	30
	AD SRF542430RS	10157	12188	13204	2801	8662	54	24	30
	AD SRF782030RS	12227	14673	15895	3953	11732	78	20	30
	AD SRF782430RS	12339	14806	16040	4099	11951	78	24	30
	AD SRF902030RS	12499	14998	16248	4602	13378	90	20	30
	AD SRF902430RS	12577	15093	16351	4748	13597	90	24	30




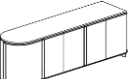

NOTE

FINISHES
 For a complete list of finishes please go to www.deccacontract.com

Dimensions are in inches and are approximate.
 Contact Customer Service if dimensions are critical.

* Indicates model illustrated by line drawing.

30" HEIGHT

DESCRIPTION	MODEL	STANDARD VENEER	PREMIUM METAL GRADE I	PREMIUM METAL GRADE II	SOLID SURFACE UPCHARGE	STONE UPCHARGE	WIDTH	DEPTH	HEIGHT
RH30E Ganging Credenza 26" high storage door left doors right	AD DRF482030LBC	11406	13687	14828	2379	8127	48	20	30
	AD DRF482430LBC	11482	13779	14927	2476	8251	48	24	30
	AD DRF542030LBC	11578	13894	15052	2703	8538	54	20	30
	AD DRF542430LBC	11633	13960	15123	2801	8662	54	24	30
	AD DRF782030LBC	13785	16542	17921	3953	11732	78	20	30
	AD DRF782430LBC	13904	16685	18075	4099	11951	78	24	30
	AD DRF902030LBC	14060	16872	18278	4602	13378	90	20	30
	AD DRF902430LBC	14136	16964	18377	4748	13597	90	24	30
	AD SRF482030RBC	10021	12025	13027	2379	8127	48	20	30
	AD SRF482430RBC	10097	12116	13126	2476	8251	48	24	30
	AD SRF542030RBC	10194	12233	13253	2703	8538	54	20	30
	AD SRF542430RBC	10249	12299	13324	2801	8662	54	24	30
	AD SRF782030RBC	12400	14880	16120	3953	11732	78	20	30
	AD SRF782430RBC	12516	15019	16271	4099	11951	78	24	30
	AD SRF902030RBC	12676	15211	16479	4602	13378	90	20	30
	AD SRF902430RBC	12752	15303	16578	4748	13597	90	24	30


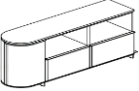

NOTE

FINISHES
For a complete list of finishes please go to www.deccacontract.com

Dimensions are in inches and are approximate.
Contact Customer Service if dimensions are critical.

* Indicates model illustrated by line drawing.

30" HEIGHT

DESCRIPTION	MODEL	STANDARD VENEER	PREMIUM METAL GRADE I	PREMIUM METAL GRADE II	SOLID SURFACE UPCHARGE	STONE UPCHARGE	WIDTH	DEPTH	HEIGHT
RH30E Ganging Credenza 26" high storage door left open / file drawer right	AD DRF482030LSF	19084	22901	24809	17670	17670	48	20	30
	AD DRF482430LSF	19148	22977	24892	17729	17729	48	24	30
	AD DRF542030LSF	19150	22980	24895	17731	17731	54	20	30
	AD DRF542430LSF	19214	23056	24978	17790	17790	54	24	30
	AD DRF782030LSF	19282	23138	25066	17853	17853	78	20	30
	AD DRF782430LSF	19345	23214	25149	17912	17912	78	24	30
	AD DRF902030LSF	19413	23296	25237	17975	17975	90	20	30
	AD DRF902430LSF	20608	24729	26790	19081	19081	90	24	30
	AD SRF482030RSF	10887	13064	14153	2379	8127	48	20	30
	AD SRF482430RSF	11030	13235	14338	2476	8251	48	24	30
	AD SRF542030RSF	11173	13408	14525	2703	8538	54	20	30
	AD SRF542430RSF	11317	13581	14712	2801	8662	54	24	30
	AD SRF782030RSF	14133	16959	18372	3953	11732	78	20	30
	AD SRF782430RSF	14381	17258	18696	4099	11951	78	24	30
	AD SRF902030RSF	14634	17561	19024	4602	13378	90	20	30
	AD SRF902430RSF	14888	17865	19354	4748	13597	90	24	30

NOTE

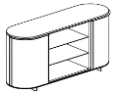
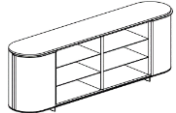
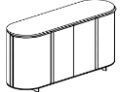
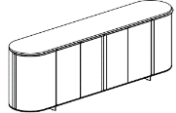
FINISHES

For a complete list of finishes please go to www.deccacontract.com

Dimensions are in inches and are approximate. Contact Customer Service if dimensions are critical.

* Indicates model illustrated by line drawing.

36" HEIGHT

DESCRIPTION	MODEL	STANDARD VENEER	PREMIUM METAL GRADE I	PREMIUM METAL GRADE II	SOLID SURFACE UPCHARGE	STONE UPCHARGE	WIDTH	DEPTH	HEIGHT
RH36 Credenza 32" high storage glass shelves center doors left / right 	AD RF662036S	19680	23616	25584	3304	10089	66	20	36
	AD RF662436S	19784	23740	25719	3450	10307	66	24	36
	AD RF722036S	19849	23818	25803	3628	10910	72	20	36
	AD RF722436S	19935	23922	25915	3774	11129	72	24	36
	AD RF962036S	21994	26393	28592	4926	14200	96	20	36
	AD RF962436S	22140	26568	28783	5072	14418	96	24	36
	AD RF1082036S	22334	26801	29034	5576	15844	108	20	36
	AD RF1082436S	22443	26932	29176	5721	16063	108	24	36
RH36 Credenza 32" high storage doors center doors left / right 	AD RF662036BC	19767	23721	25698	3304	10089	66	20	36
	AD RF662436BC	19872	23847	25834	3450	10307	66	24	36
	AD RF722036BC	19937	23925	25919	3628	10910	72	20	36
	AD RF722436BC	20023	24027	26029	3774	11129	72	24	36
	AD RF962036BC	22169	26603	28820	4926	14200	96	20	36
	AD RF962436BC	22318	26782	29013	5072	14418	96	24	36
	AD RF1082036BC	22512	27014	29265	5576	15844	108	20	36
	AD RF1082436BC	22618	27142	29403	5721	16063	108	24	36

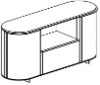
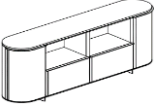
NOTE

FINISHES
 For a complete list of finishes please go to www.deccacontract.com

Dimensions are in inches and are approximate.
 Contact Customer Service if dimensions are critical.

* Indicates model illustrated by line drawing.

36" HEIGHT

DESCRIPTION	MODEL	STANDARD VENEER	PREMIUM METAL GRADE I	PREMIUM METAL GRADE II	SOLID SURFACE UPCHARGE	STONE UPCHARGE	WIDTH	DEPTH	HEIGHT
RH36 Credenza 32" high storage open / file drawer center doors left / right  	AD RF662036SF	20633	24759	26822	3304	10089	66	20	36
	AD RF662436SF	20805	24966	27047	3450	10307	66	24	36
	AD RF722036SF	20918	25101	27193	3628	10910	72	20	36
	AD RF722436SF	21090	25308	27417	3774	11129	72	24	36
	AD RF962036SF	23899	28679	31069	4926	14200	96	20	36
	AD RF962436SF	24183	29020	31438	5072	14418	96	24	36
	AD RF1082036SF	24472	29367	31814	5576	15844	108	20	36
	AD RF1082436SF	24753	29704	32179	5721	16063	108	24	36

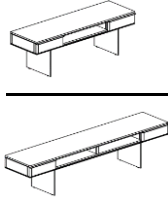
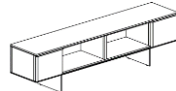
NOTE

FINISHES
 For a complete list of finishes please go to www.deccacontract.com

Dimensions are in inches and are approximate.
 Contact Customer Service if dimensions are critical.

* Indicates model illustrated by line drawing.

24" HEIGHT

DESCRIPTION	MODEL	STANDARD VENEER	PREMIUM METAL GRADE I	PREMIUM METAL GRADE II	SOLID SURFACE UPCHARGE	STONE UPCHARGE	WIDTH	DEPTH	HEIGHT
SH24 Console 6" high storage open center drawers left / right	AD SH662024	16937	20325	22019	3182	9943	66	20	24
	AD SH662424	17001	20401	22101	3328	10162	66	24	24
	AD SH722024	17003	20404	22104	3507	10765	72	20	24
	AD SH722424	17067	20480	22187	3653	10983	72	24	24
	AD SH962024	17135	20562	22275	4805	14054	96	20	24
	AD SH962424	17199	20638	22358	4951	14272	96	24	24
	AD SH1082024	17267	20720	22447	5454	15698	108	20	24
	AD SH1082424	18461	22153	24000	5600	15917	108	24	24
SH24 Credenza 10" high storage open center doors left / right	AD SP662024	15089	18107	19616	3182	9943	66	20	24
	AD SP662424	15153	18184	19699	3328	10162	66	24	24
	AD SP722024	15155	18186	19702	3507	10765	72	20	24
	AD SP722424	15219	18263	19785	3653	10983	72	24	24
	AD SP962024	15284	18340	19869	4805	14054	96	20	24
	AD SP962424	15351	18421	19956	4951	14272	96	24	24
	AD SP1082024	15419	18502	20044	5454	15698	108	20	24
	AD SP1082424	15482	18579	20127	5600	15917	108	24	24

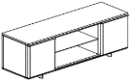

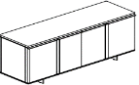
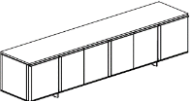
NOTE

FINISHES
For a complete list of finishes please go to www.deccacontract.com

Dimensions are in inches and are approximate.
Contact Customer Service if dimensions are critical.

* Indicates model illustrated by line drawing.

24" HEIGHT

DESCRIPTION	MODEL	STANDARD VENEER	PREMIUM METAL GRADE I	PREMIUM METAL GRADE II	SOLID SURFACE UPCHARGE	STONE UPCHARGE	WIDTH	DEPTH	HEIGHT
SH24 Credenza 20" high storage glass shelf center doors left / right 	AD SF662024S	16283	19540	21168	3182	9943	66	20	24
	AD SF662424S	16387	19664	21303	3328	10162	66	24	24
	AD SF722024S	16452	19742	21387	3507	10765	72	20	24
	AD SF722424S	16537	19844	21498	3653	10983	72	24	24
	AD SF962024S	18495	22194	24043	4805	14054	96	20	24
	AD SF962424S	18642	22371	24235	4951	14272	96	24	24
	AD SF1082024S	18837	22605	24488	5454	15698	108	20	24
	AD SF1082424S	19581	23497	25456	5600	15917	108	24	24
SH24 Credenza 20" high storage doors center doors left / right 	AD SF662024BC	16418	19702	21344	3182	9943	66	20	24
	AD SF662424BC	16523	19828	21480	3328	10162	66	24	24
	AD SF722024BC	16587	19904	21563	3507	10765	72	20	24
	AD SF722424BC	16672	20006	21673	3653	10983	72	24	24
	AD SF962024BC	18765	22518	24394	4805	14054	96	20	24
	AD SF962424BC	18915	22698	24589	4951	14272	96	24	24
	AD SF1082024BC	19107	22929	24840	5454	15698	108	20	24
	AD SF1082424BC	19851	23821	25807	5600	15917	108	24	24

NOTE

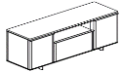
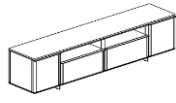
FINISHES

For a complete list of finishes please go to www.deccacontract.com

Dimensions are in inches and are approximate. Contact Customer Service if dimensions are critical.

* Indicates model illustrated by line drawing.

24" HEIGHT

DESCRIPTION	MODEL	STANDARD VENEER	PREMIUM METAL GRADE I	PREMIUM METAL GRADE II	SOLID SURFACE UPCHARGE	STONE UPCHARGE	WIDTH	DEPTH	HEIGHT
SH24 Credenza 20" high storage open / file drawer center doors left / right  	AD SF662024SF	17284	20741	22470	3182	9943	66	20	24
	AD SF662424SF	17457	20948	22694	3328	10162	66	24	24
	AD SF722024SF	17567	21080	22837	3507	10765	72	20	24
	AD SF722424SF	17741	21289	23063	3653	10983	72	24	24
	AD SF962024SF	20498	24597	26647	4805	14054	96	20	24
	AD SF962424SF	20783	24939	27017	4951	14272	96	24	24
	AD SF1082024SF	21068	25281	27388	5454	15698	108	20	24
	AD SF1082424SF	21989	26387	28586	5600	15917	108	24	24

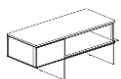
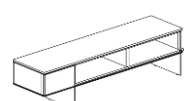
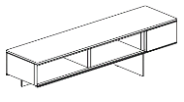
NOTE

FINISHES
 For a complete list of finishes please go to www.deccacontract.com

Dimensions are in inches and are approximate.
 Contact Customer Service if dimensions are critical.

* Indicates model illustrated by line drawing.

24" HEIGHT

DESCRIPTION	MODEL	STANDARD VENEER	PREMIUM METAL GRADE I	PREMIUM METAL GRADE II	SOLID SURFACE UPCHARGE	STONE UPCHARGE	WIDTH	DEPTH	HEIGHT
SH24E Ganging Credenza 10" high storage door left open right	AD DSP482024LS	10301	12361	13391	2318	8054	48	20	24
	AD DSP482424LS	10376	12451	13488	2415	8178	48	24	24
	AD DSP542024LS	10472	12566	13614	2643	8465	54	20	24
	AD DSP542424LS	10634	12761	13825	2740	8589	54	24	24
	AD DSP782024LS	12466	14959	16206	3892	11659	78	20	24
	AD DSP782424LS	12580	15096	16354	4038	11878	78	24	24
	AD DSP902024LS	12737	15285	16559	4541	13305	90	20	24
	AD DSP902424LS	13029	15634	16937	4687	13524	90	24	24
	AD SSP482024RS	9607	11528	12489	2318	8054	48	20	24
	AD SSP482424RS	9682	11618	12586	2415	8178	48	24	24
	AD SSP542024RS	9778	11734	12712	2643	8465	54	20	24
	AD SSP542424RS	9941	11929	12923	2740	8589	54	24	24
	AD SSP782024RS	11772	14127	15304	3892	11659	78	20	24
	AD SSP782424RS	11886	14263	15452	4038	11878	78	24	24
	AD SSP902024RS	12044	14452	15657	4541	13305	90	20	24
	AD SSP902424RS	12335	14802	16035	4687	13524	90	24	24


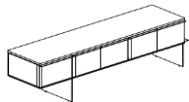
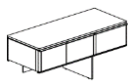
NOTE

FINISHES
For a complete list of finishes please go to www.deccacontract.com

Dimensions are in inches and are approximate.
Contact Customer Service if dimensions are critical.

* Indicates model illustrated by line drawing.

24" HEIGHT

DESCRIPTION	MODEL	STANDARD VENEER	PREMIUM METAL GRADE I	PREMIUM METAL GRADE II	SOLID SURFACE UPCHARGE	STONE UPCHARGE	WIDTH	DEPTH	HEIGHT
SH24E Ganging Credenza 10" high storage door left doors right	AD DSP482024LBC	10424	12509	13552	2318	8054	48	20	24
	AD DSP482424LBC	10512	12614	13666	2415	8178	48	24	24
	AD DSP542024LBC	10597	12716	13776	2643	8465	54	20	24
	AD DSP542424LBC	10663	12796	13862	2740	8589	54	24	24
	AD DSP782024LBC	12714	15256	16528	3892	11659	78	20	24
	AD DSP782424LBC	12852	15423	16708	4038	11878	78	24	24
	AD DSP902024LBC	12977	15573	16871	4541	13305	90	20	24
	AD DSP902424LBC	13086	15703	17012	4687	13524	90	24	24
	AD SSP482024RBC	9731	11677	12650	2318	8054	48	20	24
	AD SSP482424RBC	9818	11782	12764	2415	8178	48	24	24
	AD SSP542024RBC	9903	11884	12874	2643	8465	54	20	24
	AD SSP542424RBC	9969	11963	12960	2740	8589	54	24	24
	AD SSP782024RBC	12020	14424	15626	3892	11659	78	20	24
	AD SSP782424RBC	12159	14590	15806	4038	11878	78	24	24
	AD SSP902024RBC	12294	14752	15982	4541	13305	90	20	24
	AD SSP902424RBC	12392	14871	16110	4687	13524	90	24	24

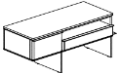
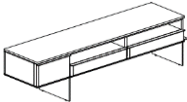

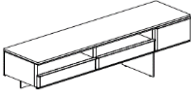
NOTE

FINISHES
For a complete list of finishes please go to www.deccacontract.com

Dimensions are in inches and are approximate.
Contact Customer Service if dimensions are critical.

* Indicates model illustrated by line drawing.

24" HEIGHT

DESCRIPTION	MODEL	STANDARD VENEER	PREMIUM METAL GRADE I	PREMIUM METAL GRADE II	SOLID SURFACE UPCHARGE	STONE UPCHARGE	WIDTH	DEPTH	HEIGHT
SH24E Ganging Credenza 10" high storage door left open / drawer right 	AD DSP482024LSB	11301	13561	14691	2318	8054	48	20	24
	AD DSP482424LSB	11445	13734	14878	2415	8178	48	24	24
	AD DSP542024LSB	11588	13906	15065	2643	8465	54	20	24
	AD DSP542424LSB	11720	14064	15236	2740	8589	54	24	24
	AD DSP782024LSB	14466	17360	18806	3892	11659	78	20	24
	AD DSP782424LSB	14718	17661	19133	4038	11878	78	24	24
	AD DSP902024LSB	14970	17964	19461	4541	13305	90	20	24
	AD DSP902424LSB	15222	18266	19788	4687	13524	90	24	24
SH24E Ganging Credenza 10" high storage door right open / drawer left 	AD SSP482024RSB	10607	12728	13789	2318	8054	48	20	24
	AD SSP482424RSB	10751	12901	13976	2415	8178	48	24	24
	AD SSP542024RSB	10895	13073	14163	2643	8465	54	20	24
	AD SSP542424RSB	11037	13244	14348	2740	8589	54	24	24
	AD SSP782024RSB	13773	16527	17904	3892	11659	78	20	24
	AD SSP782424RSB	14024	16829	18231	4038	11878	78	24	24
	AD SSP902024RSB	14276	17132	18559	4541	13305	90	20	24
	AD SSP902424RSB	14528	17433	18886	4687	13524	90	24	24

NOTE


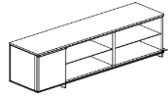
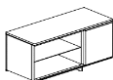
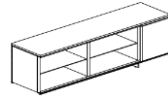
FINISHES

For a complete list of finishes please go to www.deccacontract.com

Dimensions are in inches and are approximate. Contact Customer Service if dimensions are critical.

* Indicates model illustrated by line drawing.

24" HEIGHT

DESCRIPTION	MODEL	STANDARD VENEER	PREMIUM METAL GRADE I	PREMIUM METAL GRADE II	SOLID SURFACE UPCHARGE	STONE UPCHARGE	WIDTH	DEPTH	HEIGHT
SH24E Ganging Credenza 20" high storage door left glass shelf right  	AD DSF482024LS	9942	11930	12924	2318	8054	48	20	24
	AD DSF482424LS	10016	12019	13020	2415	8178	48	24	24
	AD DSF542024LS	10113	12136	13147	2643	8465	54	20	24
	AD DSF542424LS	10168	12202	13219	2740	8589	54	24	24
	AD DSF782024LS	12159	14590	15806	3892	11659	78	20	24
	AD DSF782424LS	12274	14728	15956	4038	11878	78	24	24
	AD DSF902024LS	12432	14919	16162	4541	13305	90	20	24
	AD DSF902424LS	12509	15010	16261	4687	13524	90	24	24
SH24E Ganging Credenza 20" high storage door right glass shelf left  	AD SSF482024RS	9248	11098	12022	2318	8054	48	20	24
	AD SSF482424RS	9322	11186	12118	2415	8178	48	24	24
	AD SSF542024RS	9419	11303	12245	2643	8465	54	20	24
	AD SSF542424RS	9474	11369	12317	2740	8589	54	24	24
	AD SSF782024RS	11465	13758	14904	3892	11659	78	20	24
	AD SSF782424RS	11580	13896	15054	4038	11878	78	24	24
	AD SSF902024RS	11738	14086	15260	4541	13305	90	20	24
	AD SSF902424RS	11815	14178	15359	4687	13524	90	24	24


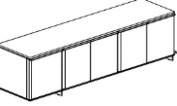
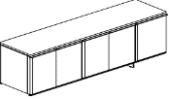
NOTE

FINISHES
 For a complete list of finishes please go to www.deccacontract.com

Dimensions are in inches and are approximate.
 Contact Customer Service if dimensions are critical.

* Indicates model illustrated by line drawing.

24" HEIGHT

DESCRIPTION	MODEL	STANDARD VENEER	PREMIUM METAL GRADE I	PREMIUM METAL GRADE II	SOLID SURFACE UPCHARGE	STONE UPCHARGE	WIDTH	DEPTH	HEIGHT
SH24E Ganging Credenza 20" high storage door left doors right	AD DSF482024LBC	10077	12092	13100	2318	8054	48	20	24
	AD DSF482424LBC	10152	12182	13197	2415	8178	48	24	24
	AD DSF542024LBC	10248	12298	13323	2643	8465	54	20	24
	AD DSF542424LBC	10303	12364	13394	2740	8589	54	24	24
	AD DSF782024LBC	12429	14914	16157	3892	11659	78	20	24
	AD DSF782424LBC	12546	15055	16310	4038	11878	78	24	24
	AD DSF902024LBC	12702	15243	16513	4541	13305	90	20	24
	AD DSF902424LBC	12779	15334	16612	4687	13524	90	24	24
	AD SSF482024RBC	9383	11260	12198	2318	8054	48	20	24
	AD SSF482424RBC	9458	11350	12295	2415	8178	48	24	24
	AD SSF542024RBC	9554	11465	12421	2643	8465	54	20	24
	AD SSF542424RBC	9609	11531	12492	2740	8589	54	24	24
	AD SSF782024RBC	11735	14082	15255	3892	11659	78	20	24
	AD SSF782424RBC	11852	14223	15408	4038	11878	78	24	24
	AD SSF902024RBC	12009	14410	15611	4541	13305	90	20	24
	AD SSF902424RBC	12085	14502	15710	4687	13524	90	24	24

NOTE


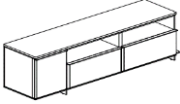
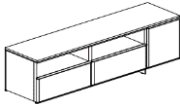
FINISHES

For a complete list of finishes please go to www.deccacontract.com

Dimensions are in inches and are approximate. Contact Customer Service if dimensions are critical.

* Indicates model illustrated by line drawing.

24" HEIGHT

DESCRIPTION	MODEL	STANDARD VENEER	PREMIUM METAL GRADE I	PREMIUM METAL GRADE II	SOLID SURFACE UPCHARGE	STONE UPCHARGE	WIDTH	DEPTH	HEIGHT
SH24E Ganging Credenza 20" high storage door left open / file drawer right	AD DSF482024LSF	10943	13132	14226	2318	8054	48	20	24
	AD DSF482424LSF	11086	13303	14412	2415	8178	48	24	24
	AD DSF542024LSF	11228	13474	14597	2643	8465	54	20	24
	AD DSF542424LSF	11372	13647	14784	2740	8589	54	24	24
	AD DSF782024LSF	14161	16994	18410	3892	11659	78	20	24
	AD DSF782424LSF	14414	17297	18738	4038	11878	78	24	24
	AD DSF902024LSF	14663	17595	19062	4541	13305	90	20	24
	AD DSF902424LSF	14917	17900	19392	4687	13524	90	24	24
	AD SSF482024RSF	19084	22901	24809	17670	17670	48	20	24
	AD SSF482424RSF	19148	22977	24892	17729	17729	48	24	24
	AD SSF542024RSF	19150	22980	24895	17731	17731	54	20	24
	AD SSF542424RSF	19214	23056	24978	17790	17790	54	24	24
	AD SSF782024RSF	19282	23138	25066	17853	17853	78	20	24
	AD SSF782424RSF	19345	23214	25149	17912	17912	78	24	24
	AD SSF902024RSF	19413	23296	25237	17975	17975	90	20	24
	AD SSF902424RSF	20608	24729	26790	19081	19081	90	24	24

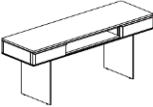
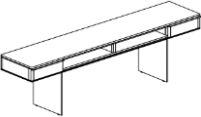
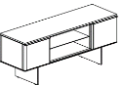
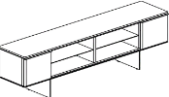
NOTE

FINISHES
For a complete list of finishes please go to www.deccacontract.com

Dimensions are in inches and are approximate.
Contact Customer Service if dimensions are critical.

* Indicates model illustrated by line drawing.

30" HEIGHT

DESCRIPTION	MODEL	STANDARD VENEER	PREMIUM METAL GRADE I	PREMIUM METAL GRADE II	SOLID SURFACE UPCHARGE	STONE UPCHARGE	WIDTH	DEPTH	HEIGHT
SH30 Console 6" high storage open center 	AD SH662030	17962	21554	23350	3182	9943	66	20	30
	AD SH662430	18026	21631	23433	3328	10162	66	24	30
	AD SH722030	18028	21633	23436	3507	10765	72	20	30
	AD SH722430	18091	21710	23519	3653	10983	72	24	30
	AD SH962030	18159	21791	23607	4805	14054	96	20	30
	AD SH962430	18223	21868	23690	4951	14272	96	24	30
	AD SH1082030	18291	21949	23779	5454	15698	108	20	30
	AD SH1082430	18355	22026	23861	5600	15917	108	24	30
SH30 Credenza 16" high storage glass shelf center doors left / right  	AD SP662030S	18106	21727	23538	3182	9943	66	20	30
	AD SP662430S	18210	21852	23673	3328	10162	66	24	30
	AD SP722030S	18273	21928	23755	3507	10765	72	20	30
	AD SP722430S	18466	22159	24006	3653	10983	72	24	30
	AD SP962030S	20291	24350	26379	4805	14054	96	20	30
	AD SP962430S	20439	24527	26570	4951	14272	96	24	30
	AD SP1082030S	20631	24758	26821	5454	15698	108	20	30
	AD SP1082430S	20953	25143	27238	5600	15917	108	24	30

NOTE

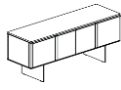
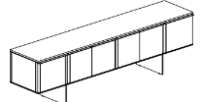
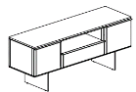
FINISHES

For a complete list of finishes
please go to www.deccacontract.com

Dimensions are in inches and are approximate.
Contact Customer Service if dimensions are critical.

* Indicates model illustrated by line drawing.

30" HEIGHT

DESCRIPTION	MODEL	STANDARD VENEER	PREMIUM METAL GRADE I	PREMIUM METAL GRADE II	SOLID SURFACE UPCHARGE	STONE UPCHARGE	WIDTH	DEPTH	HEIGHT
SH30 Credenza 16" high storage doors doors doors left / right	AD SP662030BC	18230	21876	23699	3182	9943	66	20	30
	AD SP662430BC	18346	22015	23850	3328	10162	66	24	30
	AD SP722030BC	18400	22080	23920	3507	10765	72	20	30
	AD SP722430BC	18495	22194	24043	3653	10983	72	24	30
	AD SP962030BC	20539	24647	26701	4805	14054	96	20	30
	AD SP962430BC	20711	24854	26925	4951	14272	96	24	30
	AD SP1082030BC	20884	25061	27149	5454	15698	108	20	30
	AD SP1082430BC	21010	25212	27313	5600	15917	108	24	30
	AD SP662030SB	19107	22929	24840	3182	9943	66	20	30
	AD SP662430SB	19279	23134	25062	3328	10162	66	24	30
	AD SP722030SB	19390	23268	25207	3507	10765	72	20	30
	AD SP722430SB	19562	23475	25431	3653	10983	72	24	30
	AD SP962030SB	22294	26753	28982	4805	14054	96	20	30
	AD SP962430SB	22577	27092	29350	4951	14272	96	24	30
	AD SP1082030SB	22864	27437	29724	5454	15698	108	20	30
	AD SP1082430SB	23146	27775	30089	5600	15917	108	24	30

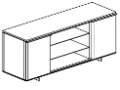
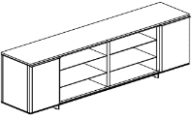
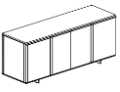
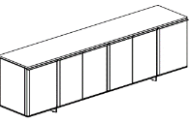
NOTE

FINISHES
For a complete list of finishes please go to www.deccacontract.com

Dimensions are in inches and are approximate.
Contact Customer Service if dimensions are critical.

* Indicates model illustrated by line drawing.

30" HEIGHT

DESCRIPTION	MODEL	STANDARD VENEER	PREMIUM METAL GRADE I	PREMIUM METAL GRADE II	SOLID SURFACE UPCHARGE	STONE UPCHARGE	WIDTH	DEPTH	HEIGHT
SH30 Credenza 26" high storage glass shelves center doors left / right 	AD SF662030S	17048	20458	22163	3182	9943	66	20	30
	AD SF662430S	17152	20582	22298	3328	10162	66	24	30
	AD SF722030S	17217	20660	22382	3507	10765	72	20	30
	AD SF722430S	17303	20764	22494	3653	10983	72	24	30
	AD SF962030S	19336	23203	25137	4805	14054	96	20	30
	AD SF962430S	19482	23379	25327	4951	14272	96	24	30
	AD SF1082030S	19676	23611	25579	5454	15698	108	20	30
	AD SF1082430S	19785	23742	25720	5600	15917	108	24	30
SH30 Credenza 26" high storage doors center doors left / right 	AD SF662030BC	17134	20561	22275	3182	9943	66	20	30
	AD SF662430BC	17241	20689	22413	3328	10162	66	24	30
	AD SF722030BC	17306	20767	22497	3507	10765	72	20	30
	AD SF722430BC	17391	20869	22608	3653	10983	72	24	30
	AD SF962030BC	19509	23410	25361	4805	14054	96	20	30
	AD SF962430BC	19660	23592	25558	4951	14272	96	24	30
	AD SF1082030BC	19854	23824	25810	5454	15698	108	20	30
	AD SF1082430BC	19960	23952	25948	5600	15917	108	24	30

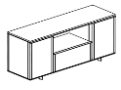
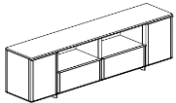
NOTE

FINISHES
 For a complete list of finishes please go to www.deccacontract.com

Dimensions are in inches and are approximate.
 Contact Customer Service if dimensions are critical.

* Indicates model illustrated by line drawing.

30" HEIGHT

DESCRIPTION	MODEL	STANDARD VENEER	PREMIUM METAL GRADE I	PREMIUM METAL GRADE II	SOLID SURFACE UPCHARGE	STONE UPCHARGE	WIDTH	DEPTH	HEIGHT
SH30 Credenza 26" high storage open / file drawer center doors left / right  	AD SF662030SF	17876	21451	23239	3182	9943	66	20	30
	AD SF662430SF	18173	21808	23625	3328	10162	66	24	30
	AD SF722030SF	18285	21942	23770	3507	10765	72	20	30
	AD SF722430SF	18458	22150	23996	3653	10983	72	24	30
	AD SF962030SF	21241	25490	27614	4805	14054	96	20	30
	AD SF962430SF	21525	25830	27983	4951	14272	96	24	30
	AD SF1082030SF	21812	26174	28355	5454	15698	108	20	30
	AD SF1082430SF	22095	26514	28724	5600	15917	108	24	30

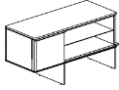
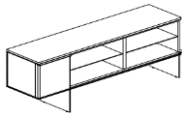
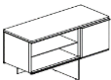
NOTE

FINISHES
 For a complete list of finishes please go to www.deccacontract.com

Dimensions are in inches and are approximate.
 Contact Customer Service if dimensions are critical.

* Indicates model illustrated by line drawing.

30" HEIGHT

DESCRIPTION	MODEL	STANDARD VENEER	PREMIUM METAL GRADE I	PREMIUM METAL GRADE II	SOLID SURFACE UPCHARGE	STONE UPCHARGE	WIDTH	DEPTH	HEIGHT
SH30E Ganging Credenza 16" high storage left door glass shelf right	AD DSP482030LS	10840	13007	14091	2318	8054	48	20	30
	AD DSP482430LS	10913	13096	14187	2415	8178	48	24	30
	AD DSP542030LS	11011	13213	14314	2643	8465	54	20	30
	AD DSP542430LS	11173	13408	14525	2740	8589	54	24	30
	AD DSP782030LS	13031	15637	16941	3892	11659	78	20	30
	AD DSP782430LS	13145	15774	17088	4038	11878	78	24	30
	AD DSP902030LS	13303	15963	17293	4541	13305	90	20	30
	AD DSP902430LS	13594	16313	17672	4687	13524	90	24	30
	AD SSP482030RS	10146	12175	13189	2318	8054	48	20	30
	AD SSP482430RS	10219	12263	13285	2415	8178	48	24	30
	AD SSP542030RS	10316	12379	13410	2643	8465	54	20	30
	AD SSP542430RS	10479	12575	13623	2740	8589	54	24	30
	AD SSP782030RS	12337	14805	16039	3892	11659	78	20	30
	AD SSP782430RS	12451	14941	16186	4038	11878	78	24	30
	AD SSP902030RS	12609	15130	16391	4541	13305	90	20	30
	AD SSP902430RS	12900	15480	16770	4687	13524	90	24	30

NOTE


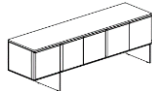
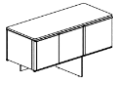
FINISHES

For a complete list of finishes please go to www.deccacontract.com

Dimensions are in inches and are approximate. Contact Customer Service if dimensions are critical.

* Indicates model illustrated by line drawing.

30" HEIGHT

DESCRIPTION	MODEL	STANDARD VENEER	PREMIUM METAL GRADE I	PREMIUM METAL GRADE II	SOLID SURFACE UPCHARGE	STONE UPCHARGE	WIDTH	DEPTH	HEIGHT
SH30E Ganging Credenza 16" high storage door left doors right	AD DSP482030LBC	10963	13156	14252	2318	8054	48	20	30
	AD DSP482430LBC	11050	13259	14364	2415	8178	48	24	30
	AD DSP542030LBC	11137	13365	14478	2643	8465	54	20	30
	AD DSP542430LBC	11202	13443	14563	2740	8589	54	24	30
	AD DSP782030LBC	13279	15934	17262	3892	11659	78	20	30
	AD DSP782430LBC	13418	16101	17443	4038	11878	78	24	30
	AD DSP902030LBC	13555	16266	17622	4541	13305	90	20	30
	AD DSP902430LBC	13651	16382	17747	4687	13524	90	24	30
	AD SSP482030RBC	10269	12323	13350	2318	8054	48	20	30
	AD SSP482430RBC	10356	12427	13462	2415	8178	48	24	30
	AD SSP542030RBC	10442	12530	13575	2643	8465	54	20	30
	AD SSP542430RBC	10508	12610	13661	2740	8589	54	24	30
	AD SSP782030RBC	12585	15102	16360	3892	11659	78	20	30
	AD SSP782430RBC	12724	15268	16541	4038	11878	78	24	30
	AD SSP902030RBC	12861	15433	16720	4541	13305	90	20	30
	AD SSP902430RBC	12957	15549	16845	4687	13524	90	24	30


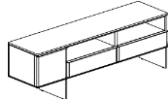

NOTE

FINISHES
For a complete list of finishes please go to www.deccacontract.com

Dimensions are in inches and are approximate.
Contact Customer Service if dimensions are critical.

* Indicates model illustrated by line drawing.

30" HEIGHT

DESCRIPTION	MODEL	STANDARD VENEER	PREMIUM METAL GRADE I	PREMIUM METAL GRADE II	SOLID SURFACE UPCHARGE	STONE UPCHARGE	WIDTH	DEPTH	HEIGHT
SH30E Ganging Credenza 16" high storage door left open / drawer right	AD DSP482030LSB	11841	14209	15393	2318	8054	48	20	30
	AD DSP482430LSB	11982	14379	15577	2415	8178	48	24	30
	AD DSP542030LSB	12127	14553	15765	2643	8465	54	20	30
	AD DSP542430LSB	12270	14724	15951	2740	8589	54	24	30
	AD DSP782030LSB	15034	18041	19544	3892	11659	78	20	30
	AD DSP782430LSB	15283	18339	19868	4038	11878	78	24	30
	AD DSP902030LSB	15535	18643	20196	4541	13305	90	20	30
	AD DSP902430LSB	15787	18944	20523	4687	13524	90	24	30
	AD SSP482030RSB	11147	13377	14491	2318	8054	48	20	30
	AD SSP482430RSB	11288	13546	14675	2415	8178	48	24	30
	AD SSP542030RSB	11432	13719	14862	2643	8465	54	20	30
	AD SSP542430RSB	11576	13891	15049	2740	8589	54	24	30
	AD SSP782030RSB	14340	17208	18642	3892	11659	78	20	30
	AD SSP782430RSB	14589	17507	18966	4038	11878	78	24	30
	AD SSP902030RSB	14842	17810	19294	4541	13305	90	20	30
	AD SSP902430RSB	15093	18111	19621	4687	13524	90	24	30


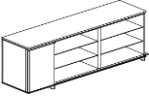

NOTE

FINISHES
For a complete list of finishes please go to www.deccacontract.com

Dimensions are in inches and are approximate.
Contact Customer Service if dimensions are critical.

* Indicates model illustrated by line drawing.

30" HEIGHT

DESCRIPTION	MODEL	STANDARD VENEER	PREMIUM METAL GRADE I	PREMIUM METAL GRADE II	SOLID SURFACE UPCHARGE	STONE UPCHARGE	WIDTH	DEPTH	HEIGHT
SH30E Ganging Credenza 26" high storage door left glass shelves right	AD DSF482030LS	10362	12434	13471	2318	8054	48	20	30
	AD DSF482430LS	10436	12523	13566	2415	8178	48	24	30
	AD DSF542030LS	10532	12638	13692	2643	8465	54	20	30
	AD DSF542430LS	10588	12706	13765	2740	8589	54	24	30
	AD DSF782030LS	12655	15186	16451	3892	11659	78	20	30
	AD DSF782430LS	12769	15322	16599	4038	11878	78	24	30
	AD DSF902030LS	12925	15510	16802	4541	13305	90	20	30
	AD DSF902430LS	13005	15606	16906	4687	13524	90	24	30
	AD SSF482030RS	9668	11602	12568	2318	8054	48	20	30
	AD SSF482430RS	9742	11690	12664	2415	8178	48	24	30
	AD SSF542030RS	9838	11806	12790	2643	8465	54	20	30
	AD SSF542430RS	9894	11873	12863	2740	8589	54	24	30
	AD SSF782030RS	11961	14353	15549	3892	11659	78	20	30
	AD SSF782430RS	12075	14490	15697	4038	11878	78	24	30
	AD SSF902030RS	12231	14677	15900	4541	13305	90	20	30
	AD SSF902430RS	12311	14773	16004	4687	13524	90	24	30

NOTE


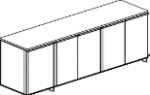

FINISHES

For a complete list of finishes please go to www.deccacontract.com

Dimensions are in inches and are approximate. Contact Customer Service if dimensions are critical.

* Indicates model illustrated by line drawing.

30" HEIGHT

DESCRIPTION	MODEL	STANDARD VENEER	PREMIUM METAL GRADE I	PREMIUM METAL GRADE II	SOLID SURFACE UPCHARGE	STONE UPCHARGE	WIDTH	DEPTH	HEIGHT
SH30E Ganging Credenza 26" high storage door left doors right	AD DSF482030LBC	10448	12538	13583	2318	8054	48	20	30
	AD DSF482430LBC	10524	12629	13682	2415	8178	48	24	30
	AD DSF542030LBC	10621	12745	13807	2643	8465	54	20	30
	AD DSF542430LBC	10676	12811	13878	2740	8589	54	24	30
	AD DSF782030LBC	12827	15393	16676	3892	11659	78	20	30
	AD DSF782430LBC	12946	15535	16830	4038	11878	78	24	30
	AD DSF902030LBC	13102	15723	17033	4541	13305	90	20	30
	AD DSF902430LBC	13180	15816	17134	4687	13524	90	24	30
	AD SSF482030RBC	9754	11705	12681	2318	8054	48	20	30
	AD SSF482430RBC	9831	11797	12780	2415	8178	48	24	30
	AD SSF542030RBC	9927	11912	12905	2643	8465	54	20	30
	AD SSF542430RBC	9982	11978	12976	2740	8589	54	24	30
	AD SSF782030RBC	12134	14560	15774	3892	11659	78	20	30
	AD SSF782430RBC	12252	14703	15928	4038	11878	78	24	30
	AD SSF902030RBC	12409	14890	16131	4541	13305	90	20	30
	AD SSF902430RBC	12486	14983	16232	4687	13524	90	24	30

NOTE


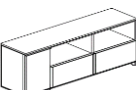
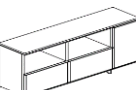
FINISHES

For a complete list of finishes please go to www.deccacontract.com

Dimensions are in inches and are approximate. Contact Customer Service if dimensions are critical.

* Indicates model illustrated by line drawing.

30" HEIGHT

DESCRIPTION	MODEL	STANDARD VENEER	PREMIUM METAL GRADE I	PREMIUM METAL GRADE II	SOLID SURFACE UPCHARGE	STONE UPCHARGE	WIDTH	DEPTH	HEIGHT
SH30E Ganging Credenza 26" high storage door left open / file drawer right	AD DSF482030LSF	11315	13578	14709	2318	8054	48	20	30
	AD DSF482430LSF	11457	13749	14894	2415	8178	48	24	30
	AD DSF542030LSF	11600	13920	15080	2643	8465	54	20	30
	AD DSF542430LSF	11743	14092	15266	2740	8589	54	24	30
	AD DSF782030LSF	14560	17472	18928	3892	11659	78	20	30
	AD DSF782430LSF	14812	17774	19255	4038	11878	78	24	30
	AD DSF902030L SF	15060	18072	19578	4541	13305	90	20	30
	AD DSF902430LSF	15315	18378	19910	4687	13524	90	24	30
	AD SSF482030RSF	10621	12745	13807	2318	8054	48	20	30
	AD SSF482430RSF	10763	12916	13992	2415	8178	48	24	30
	AD SSF542030RSF	10906	13087	14178	2643	8465	54	20	30
	AD SSF542430RSF	11050	13259	14364	2740	8589	54	24	30
	AD SSF782030RSF	13866	16640	18026	3892	11659	78	20	30
	AD SSF782430RSF	14118	16941	18353	4038	11878	78	24	30
	AD SSF902030RSF	14366	17240	18676	4541	13305	90	20	30
	AD SSF902430RSF	14621	17546	19008	4687	13524	90	24	30

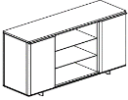
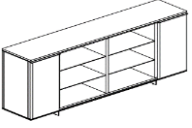
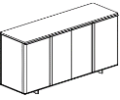
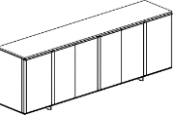
NOTE

FINISHES
For a complete list of finishes please go to www.deccacontract.com

Dimensions are in inches and are approximate.
Contact Customer Service if dimensions are critical.

* Indicates model illustrated by line drawing.

36" HEIGHT

DESCRIPTION	MODEL	STANDARD VENEER	PREMIUM METAL GRADE I	PREMIUM METAL GRADE II	SOLID SURFACE UPCHARGE	STONE UPCHARGE	WIDTH	DEPTH	HEIGHT
SH36 Credenza 32" high storage glass shelves center doors left / right 	AD SF662036S	17766	21319	23096	3182	9943	66	20	36
	AD SF662436S	17870	21444	23230	3328	10162	66	24	36
	AD SF722036S	17933	21520	23313	3507	10765	72	20	36
	AD SF722436S	18020	21624	23426	3653	10983	72	24	36
	AD SF962036S	20079	24095	26102	4805	14054	96	20	36
	AD SF962436S	20226	24272	26294	4951	14272	96	24	36
	AD SF1082036S	20419	24503	26544	5454	15698	108	20	36
	AD SF1082436S	20624	24749	26811	5600	15917	108	24	36
SH36 Credenza 32" high storage doors center doors left / right 	AD SF662036BC	17853	21424	23209	3182	9943	66	20	36
	AD SF662436BC	17958	21550	23346	3328	10162	66	24	36
	AD SF722036BC	18022	21627	23429	3507	10765	72	20	36
	AD SF722436BC	18107	21729	23539	3653	10983	72	24	36
	AD SF962036BC	20254	24305	26330	4805	14054	96	20	36
	AD SF962436BC	20404	24485	26525	4951	14272	96	24	36
	AD SF1082036BC	20596	24716	26775	5454	15698	108	20	36
	AD SF1082436BC	20799	24959	27039	5600	15917	108	24	36

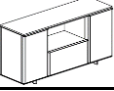
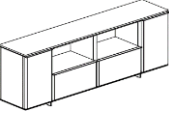
NOTE

FINISHES
 For a complete list of finishes please go to www.deccacontract.com

Dimensions are in inches and are approximate.
 Contact Customer Service if dimensions are critical.

* Indicates model illustrated by line drawing.

36" HEIGHT

DESCRIPTION	MODEL	STANDARD VENEER	PREMIUM METAL GRADE I	PREMIUM METAL GRADE II	SOLID SURFACE UPCHARGE	STONE UPCHARGE	WIDTH	DEPTH	HEIGHT
SH36 Credenza 32" high storage open / file drawer center doors left / right  	AD SF662036SF	18719	22462	24334	3182	9943	66	20	36
	AD SF662436SF	18891	22669	24558	3328	10162	66	24	36
	AD SF722036SF	19002	22803	24703	3507	10765	72	20	36
	AD SF722436SF	19175	23010	24927	3653	10983	72	24	36
	AD SF962036SF	21984	26381	28579	4805	14054	96	20	36
	AD SF962436SF	22269	26723	28950	4951	14272	96	24	36
	AD SF1082036SF	22557	27068	29324	5454	15698	108	20	36
	AD SF1082436SF	22934	27521	29815	5600	15917	108	24	36

NOTE

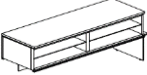
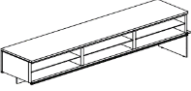
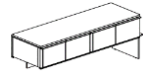
FINISHES

For a complete list of finishes
 please go to www.deccacontract.com

Dimensions are in inches and are approximate.
 Contact Customer Service if dimensions are critical.

* Indicates model illustrated by line drawing.

24" HEIGHT

DESCRIPTION	MODEL	STANDARD VENEER	PREMIUM METAL GRADE I	PREMIUM METAL GRADE II	SOLID SURFACE UPCHARGE	STONE UPCHARGE	WIDTH	DEPTH	HEIGHT
H24 Double Ganging Credenza 10" high storage glass shelves 	AD CP602024S	9818	11782	12764	2858	9120	60	20	24
	AD CP602424S	9962	11954	12950	3004	9339	60	24	24
	AD CP722024S	10153	12184	13199	3507	10765	72	20	24
	AD CP722424S	10474	12569	13617	3653	10983	72	24	24
	AD CP902024S	11970	14364	15561	4541	13305	90	20	24
	AD CP902424S	12122	14547	15759	4687	13524	90	24	24
 H24 Double Ganging Credenza 10" high storage doors storage	AD CP602024BC	10066	12079	13085	2858	9120	60	20	24
	AD CP602424BC	10234	12281	13305	3004	9339	60	24	24
	AD CP722024BC	10403	12484	13524	3507	10765	72	20	24
	AD CP722424BC	10532	12638	13692	3653	10983	72	24	24
	AD CP902024BC	12341	14809	16043	4541	13305	90	20	24
	AD CP902424BC	12531	15037	16290	4687	13524	90	24	24
 H24 Double Ganging Credenza 10" high storage open / drawer	AD CP602024SB	11818	14182	15364	2858	9120	60	20	24
	AD CP602424SB	12100	14520	15730	3004	9339	60	24	24
	AD CP722024SB	12386	14863	16102	3507	10765	72	20	24
	AD CP722424SB	12667	15201	16468	3653	10983	72	24	24
	AD CP902024SB	14970	17964	19461	4541	13305	90	20	24
	AD CP902424SB	15329	18395	19928	4687	13524	90	24	24

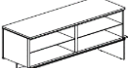
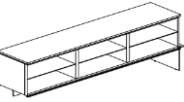
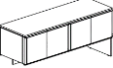
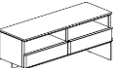
NOTE

FINISHES
 For a complete list of finishes please go to www.deccacontract.com

Dimensions are in inches and are approximate.
 Contact Customer Service if dimensions are critical.

* Indicates model illustrated by line drawing.

30" HEIGHT

DESCRIPTION	MODEL	STANDARD VENEER	PREMIUM METAL GRADE I	PREMIUM METAL GRADE II	SOLID SURFACE UPCHARGE	STONE UPCHARGE	WIDTH	DEPTH	HEIGHT
H30 Double Ganging Credenza 16" high storage glass shelves	AD CP602030S	10383	12460	13498	2858	9120	60	20	30
	AD CP602430S	10527	12632	13685	3004	9339	60	24	30
	AD CP722030S	10717	12860	13932	3507	10765	72	20	30
	AD CP722430S	11038	13246	14350	3653	10983	72	24	30
	AD CP902030S	12560	15072	16328	4541	13305	90	20	30
	AD CP902430S	12714	15256	16528	4687	13524	90	24	30
	AD CP602030BC	10631	12757	13820	2858	9120	60	20	30
	AD CP602430BC	10800	12959	14039	3004	9339	60	24	30
H30 Double Ganging Credenza 16" high storage doors storage	AD CP722030BC	10970	13163	14260	3507	10765	72	20	30
	AD CP722430BC	11096	13315	14425	3653	10983	72	24	30
	AD CP902030BC	12931	15517	16811	4541	13305	90	20	30
	AD CP902430BC	13122	15747	17059	4687	13524	90	24	30
	AD CP602030SB	12386	14863	16102	2858	9120	60	20	30
	AD CP602430SB	12665	15198	16464	3004	9339	60	24	30
H30 Double Ganging Credenza 16" high storage open / drawer	AD CP722030SB	12950	15540	16835	3507	10765	72	20	30
	AD CP722430SB	13231	15877	17201	3653	10983	72	24	30
	AD CP902030SB	15564	18677	20233	4541	13305	90	20	30
	AD CP902430SB	15920	19105	20697	4687	13524	90	24	30
	AD CP902030SB	15564	18677	20233	4541	13305	90	20	30
	AD CP902430SB	15920	19105	20697	4687	13524	90	24	30


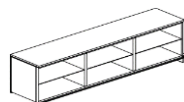
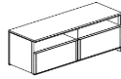
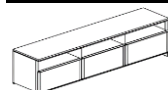
NOTE

FINISHES
For a complete list of finishes please go to www.deccacontract.com

Dimensions are in inches and are approximate.
Contact Customer Service if dimensions are critical.

* Indicates model illustrated by line drawing.

24" HEIGHT

DESCRIPTION	MODEL	STANDARD VENEER	PREMIUM METAL GRADE I	PREMIUM METAL GRADE II	SOLID SURFACE UPCHARGE	STONE UPCHARGE	WIDTH	DEPTH	HEIGHT
H24 Double Ganging Credenza 20" high storage glass shelves 	AD CF602024S	9511	11413	12364	2858	9120	60	20	24
	AD CF602424S	9654	11585	12551	3004	9339	60	24	24
	AD CF722024S	9848	11818	12803	3507	10765	72	20	24
	AD CF722424S	9954	11945	12941	3653	10983	72	24	24
	AD CF902024S	11715	14058	15229	4541	13305	90	20	24
	AD CF902424S	11867	14241	15427	4687	13524	90	24	24
 H24 Double Ganging Credenza 20" high storage doors storage	AD CF602024BC	9781	11737	12715	2858	9120	60	20	24
	AD CF602424BC	9927	11912	12905	3004	9339	60	24	24
	AD CF722024BC	10118	12142	13154	3507	10765	72	20	24
	AD CF722424BC	10224	12269	13292	3653	10983	72	24	24
	AD CF902024BC	12120	14544	15756	4541	13305	90	20	24
	AD CF902424BC	12276	14731	15959	4687	13524	90	24	24
 H24 Double Ganging Credenza 20" high storage open / file drawers 	AD CF602024SF	11513	13816	14967	2858	9120	60	20	24
	AD CF602424SF	11795	14154	15333	3004	9339	60	24	24
	AD CF722024SF	12079	14494	15702	3507	10765	72	20	24
	AD CF722424SF	12362	14835	16071	3653	10983	72	24	24
	AD CF902024SF	14719	17663	19135	4541	13305	90	20	24
	AD CF902424SF	15078	18093	19601	4687	13524	90	24	24

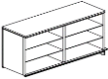
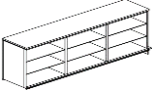
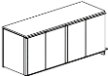
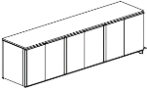
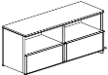
NOTE

FINISHES
 For a complete list of finishes please go to www.deccacontract.com

Dimensions are in inches and are approximate.
 Contact Customer Service if dimensions are critical.

* Indicates model illustrated by line drawing.

30" HEIGHT



DESCRIPTION	MODEL	STANDARD VENEER	PREMIUM METAL GRADE I	PREMIUM METAL GRADE II	SOLID SURFACE UPCHARGE	STONE UPCHARGE	WIDTH	DEPTH	HEIGHT
H30 Double Ganging Credenza 26" high storage glass shelves	AD CF602030S	10006	12007	13007	2858	9120	60	20	30
	AD CF602430S	10149	12179	13194	3004	9339	60	24	30
	AD CF722030S	10341	12409	13443	3507	10765	72	20	30
	AD CF722430S	10449	12539	13584	3653	10983	72	24	30
	AD CF902030S	12285	14742	15970	4541	13305	90	20	30
	AD CF902430S	12439	14926	16170	4687	13524	90	24	30
	<hr/>								
	H30 Double Ganging Credenza 26" high storage door storage	AD CF602030BC	10178	12214	13232	2858	9120	60	20
AD CF602430BC		10327	12392	13425	3004	9339	60	24	30
AD CF722030BC		10518	12622	13674	3507	10765	72	20	30
AD CF722430BC		10613	12736	13797	3653	10983	72	24	30
	AD CF902030BC	12544	15052	16307	4541	13305	90	20	30
	AD CF902430BC	12705	15246	16516	4687	13524	90	24	30
	<hr/>								
	H30 Double Ganging Credenza 26" high storage open / file drawers	AD CF602030BBF	11911	14293	15484	2858	9120	60	20
AD CF602430BBF		12192	14631	15850	3004	9339	60	24	30
AD CF722030BBF		12476	14971	16219	3507	10765	72	20	30
AD CF722430BBF		12760	15312	16588	3653	10983	72	24	30
	AD CF902030BBF	15143	18171	19686	4541	13305	90	20	30
	AD CF902430BBF	15503	18603	20154	4687	13524	90	24	30

NOTE

FINISHES
For a complete list of finishes please go to www.deccacontract.com

Dimensions are in inches and are approximate.
Contact Customer Service if dimensions are critical.

* Indicates model illustrated by line drawing.

DESCRIPTION	MODEL	STANDARD VENEER	PREMIUM METAL GRADE I	PREMIUM METAL GRADE II	SOLID SURFACE UPCHARGE	STONE UPCHARGE	WIDTH	DEPTH	HEIGHT
Wall Mount Shelf  	AD WRS308	4451	5341	5786	1287	4235	30	8.5	1.375
	AD WRS368	4468	5362	5809	1326	4310	36	8.5	1.375
	AD WRS428	4486	5383	5832	1365	4386	42	8.5	1.375
	AD WRS488	4503	5404	5854	1404	4461	48	8.5	1.375
	AD WRS548	4521	5425	5877	1487	4655	54	8.5	1.375
	AD WRS608	4538	5446	5900	1569	4850	60	8.5	1.375
	AD WRS668	4556	5467	5923	1652	5044	66	8.5	1.375
	AD WRS728	4788	5746	6225	1814	5455	72	8.5	1.375
	AD WRS788	4806	5767	6248	1978	5867	78	8.5	1.375
	AD WRS848	4823	5788	6270	2139	6278	84	8.5	1.375
	AD WRS908	4841	5809	6293	2301	6689	90	8.5	1.375
	AD WRS968	4858	5830	6316	2463	7100	96	8.5	1.375


NOTE

FINISHES

For a complete list of finishes please go to www.deccacontract.com

Dimensions are in inches and are approximate. Contact Customer Service if dimensions are critical.

* Indicates model illustrated by line drawing.

DESCRIPTION	MODEL	STANDARD VENEER	PREMIUM METAL GRADE I	PREMIUM METAL GRADE II	SOLID SURFACE UPCHARGE	STONE UPCHARGE	WIDTH	DEPTH	HEIGHT
Wall Mount Shelf 	AD WRS3012	4456	5347	5793	1360	4344	30	12	1.375
	AD WRS3612	4473	5368	5815	1399	4420	36	12	1.375
	AD WRS4212	4491	5389	5838	1438	4495	42	12	1.375
	AD WRS4812	4508	5410	5861	1477	4570	48	12	1.375
	AD WRS5412	4526	5431	5884	1559	4765	54	12	1.375
	AD WRS6012	4543	5452	5906	1642	4959	60	12	1.375
	AD WRS6612	4561	5473	5929	1725	5154	66	12	1.375
	AD WRS7212	4793	5752	6231	1886	5565	72	12	1.375
	AD WRS7812	4811	5773	6254	2103	5747	78	12	1.375
	AD WRS8412	4828	5794	6277	2288	6234	84	12	1.375
	AD WRS9012	4846	5815	6300	2472	6722	90	12	1.375
	AD WRS9612	4863	5836	6322	2536	7209	96	12	1.375



NOTE

FINISHES

For a complete list of finishes please go to www.deccacontract.com

Dimensions are in inches and are approximate. Contact Customer Service if dimensions are critical.

* Indicates model illustrated by line drawing.

DESCRIPTION	MODEL	STANDARD VENEER	PREMIUM METAL GRADE I	PREMIUM METAL GRADE II	SOLID SURFACE UPCHARGE	STONE UPCHARGE	WIDTH	DEPTH	HEIGHT
Wall Mount Shelf 	AD WSS308	3876	4651	5038	1226	3967	30	8.5	1.375
	AD WSS368	3893	4672	5061	1265	4043	36	8.5	1.375
	AD WSS428	3911	4693	5084	1304	4118	42	8.5	1.375
	AD WSS488	3928	4714	5107	1343	4193	48	8.5	1.375
	AD WSS548	3946	4735	5129	1426	4388	54	8.5	1.375
	AD WSS608	3963	4756	5152	1508	4582	60	8.5	1.375
	AD WSS668	3981	4777	5175	1591	4777	66	8.5	1.375
	AD WSS728	4213	5056	5477	1754	5382	72	8.5	1.375
	AD WSS788	4231	5077	5500	1918	5794	78	8.5	1.375
	AD WSS848	4248	5098	5523	2080	6205	84	8.5	1.375
	AD WSS908	4266	5119	5546	2241	6616	90	8.5	1.375
	AD WSS968	4283	5140	5568	2403	7027	96	8.5	1.375



NOTE

FINISHES

For a complete list of finishes please go to www.deccacontract.com

Dimensions are in inches and are approximate. Contact Customer Service if dimensions are critical.

* Indicates model illustrated by line drawing.

DESCRIPTION	MODEL	STANDARD VENEER	PREMIUM METAL GRADE I	PREMIUM METAL GRADE II	SOLID SURFACE UPCHARGE	STONE UPCHARGE	WIDTH	DEPTH	HEIGHT
Wall Mount Shelf 	AD WSS3012	3881	4657	5045	1299	4271	30	12	1.375
	AD WSS3612	3898	4678	5068	1338	4347	36	12	1.375
	AD WSS4212	3916	4699	5090	1377	4422	42	12	1.375
	AD WSS4812	3933	4720	5113	1416	4497	48	12	1.375
	AD WSS5412	3951	4741	5136	1499	4692	54	12	1.375
	AD WSS6012	3968	4762	5159	1581	4886	60	12	1.375
	AD WSS6612	3986	4783	5181	1664	5081	66	12	1.375
	AD WSS7212	4218	5062	5484	1826	5492	72	12	1.375
	AD WSS7812	4236	5083	5507	1990	5904	78	12	1.375
	AD WSS8412	4253	5104	5529	2151	6315	84	12	1.375
	AD WSS9012	4271	5125	5552	2313	6725	90	12	1.375
	AD WSS9612	4288	5146	5575	2475	7136	96	12	1.375

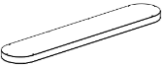
NOTE

FINISHES

For a complete list of finishes please go to www.deccacontract.com

Dimensions are in inches and are approximate. Contact Customer Service if dimensions are critical.

* Indicates model illustrated by line drawing.

DESCRIPTION	MODEL	STANDARD METAL	PREMIUM METAL GRADE I	PREMIUM METAL GRADE II	WIDTH	DEPTH	HEIGHT
Illuminated Wall Mount Shelf 	AD WRD308	5042	6051	6555	30	8	1.75
	AD WDD368	5062	6075	6581	36	8	1.75
	AD WRD428	5082	6099	6607	42	8	1.75
	AD WRD488	5102	6123	6633	48	8	1.75
	AD WRD548	5122	6147	6659	54	8	1.75
	AD WRD608	5142	6171	6685	60	8	1.75
	AD WRD668	5162	6195	6711	66	8	1.75
	AD WRD728	5182	6219	6737	72	8	1.75
	AD WRD788	5202	6243	6763	78	8	1.75
	AD WRD848	5222	6267	6789	84	8	1.75
	AD WRD908	5242	6291	6815	90	8	1.75
	AD WRD968	5262	6315	6841	96	8	1.75

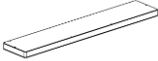
NOTE

FINISHES

For a complete list of finishes please go to www.deccacontract.com

Dimensions are in inches and are approximate. Contact Customer Service if dimensions are critical.

* Indicates model illustrated by line drawing.

DESCRIPTION	MODEL	STANDARD METAL	PREMIUM METAL GRADE I	PREMIUM METAL GRADE II	WIDTH	DEPTH	HEIGHT
Illuminated Wall Mount Shelf 	AD WSD308	4592	5511	5970	30	8	1.75
	AD WSD368	4612	5535	5996	36	8	1.75
	AD WSD428	4632	5559	6022	42	8	1.75
	AD WSD488	4652	5583	6048	48	8	1.75
	AD WSD548	4672	5607	6074	54	8	1.75
	AD WSD608	4692	5631	6100	60	8	1.75
	AD WSD668	4712	5655	6126	66	8	1.75
	AD WSD728	4732	5679	6152	72	8	1.75
	AD WSD788	4752	5703	6178	78	8	1.75
	AD WSD848	4772	5727	6204	84	8	1.75
	AD WSD908	4792	5751	6230	90	8	1.75
	AD WSD968	4812	5775	6256	96	8	1.75

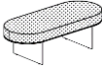
NOTE

FINISHES

For a complete list of finishes please go to www.deccacontract.com

Dimensions are in inches and are approximate. Contact Customer Service if dimensions are critical.

* Indicates model illustrated by line drawing.

DESCRIPTION	MODEL	FABRIC GRADES	STANDARD METAL	PREMIUM METAL GRADE I	PREMIUM METAL GRADE II	YARDAGE	SQUARE FEET	WIDTH	DEPTH	HEIGHT
Radius Bench 	AD RBE4820	COM	5098	6118	6628	1.75	32	48	20	16.88
		COL	5608	6730	7291					
		G1	5330	6396	6929					
		G2	5536	6643	7197					
		G3	5626	6751	7313					
		G4	5691	6830	7399					
		G5	5794	6953	7532					
		L1	7547	9056	9811					
<hr/>										
	AD RBE4824	COM	5173	6208	6726	1.75	32	48	24	16.88
		COL	5691	6829	7398					
		G1	5405	6486	7027					
		G2	5611	6733	7294					
		G3	5701	6841	7411					
		G4	5766	6920	7496					
		G5	5869	7043	7630					
		L1	7629	9155	9918					
<hr/>										
	AD RBE6020	COM	6301	7561	8192	2.25	41	60	20	16.88
		COL	6931	8318	9011					
		G1	6599	7919	8579					
		G2	6864	8237	8923					
		G3	6979	8375	9073					
		G4	7064	8476	9183					
		G5	7196	8635	9354					
		L1	9424	11308	12251					
<hr/>										
	AD RBE6024	COM	6376	7651	8289	2.25	41	60	24	16.88
		COL	7014	8417	9118					
		G1	6674	8009	8677					
		G2	6939	8327	9020					
		G3	7054	8465	9170					
		G4	7139	8566	9280					
		G5	7271	8725	9452					
		L1	9506	11407	12358					

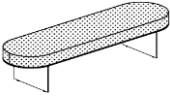
NOTE

FINISHES

For a complete list of finishes please go to www.deccacontract.com

Dimensions are in inches and are approximate. Contact Customer Service if dimensions are critical.

* Indicates model illustrated by line drawing.

DESCRIPTION	MODEL	FABRIC GRADES	STANDARD METAL	PREMIUM METAL GRADE I	PREMIUM METAL GRADE II	YARDAGE	SQUARE FEET	WIDTH	DEPTH	HEIGHT
Radius Bench 	AD RBE7220	COM	6754	8104	8780	2.5	45	72	20	16.88
		COL	7429	8915	9658					
		G1	7085	8502	9210					
		G2	7379	8854	9592					
		G3	7507	9008	9759					
		G4	7601	9121	9881					
		G5	7747	9297	10072					
		L1	10198	12238	13257					
<hr/>										
	AD RBE7224	COM	6821	8185	8867	2.5	45	72	24	16.88
		COL	7503	9004	9754					
		G1	7152	8583	9298					
		G2	7446	8935	9680					
		G3	7574	9089	9847					
		G4	7668	9202	9968					
		G5	7815	9378	10159					
		L1	10272	12327	13354					
<hr/>										
	AD RBE8420	COM	7836	9403	10187	2.75	50	84	20	16.88
		COL	8620	10343	11205					
		G1	8200	9840	10661					
		G2	8524	10228	11081					
		G3	8665	10397	11264					
		G4	8768	10521	11398					
		G5	8929	10715	11608					
		L1	11666	13999	15165					
<hr/>										
	AD RBE8424	COM	7903	9484	10275	2.75	50	84	24	16.88
		COL	8694	10433	11302					
		G1	8268	9922	10748					
		G2	8591	10309	11168					
		G3	8732	10478	11352					
		G4	8835	10602	11486					
		G5	8997	10796	11696					
		L1	11740	14088	15262					

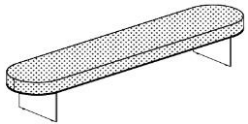
NOTE

FINISHES

For a complete list of finishes please go to www.deccacontract.com

Dimensions are in inches and are approximate. Contact Customer Service if dimensions are critical.

* Indicates model illustrated by line drawing.

DESCRIPTION	MODEL	FABRIC GRADES	STANDARD METAL	PREMIUM METAL GRADE I	PREMIUM METAL GRADE II	YARDAGE	SQUARE FEET	WIDTH	DEPTH	HEIGHT
Radius Bench 	AD RBE9620	COM	8918	10702	11594	3.25	59	96	20	16.88
		COL	9810	11772	12753					
		G1	9349	11219	12154					
		G2	9731	11677	12650					
		G3	9898	11877	12867					
		G4	10020	12023	13025					
		G5	10211	12253	13274					
		L1	13410	16092	17433					
<hr/>										
	AD RBE9624	COM	8986	10783	11682	3.25	59	96	24	16.88
		COL	9885	11861	12850					
		G1	9417	11300	12242					
		G2	9799	11758	12738					
		G3	9965	11958	12955					
		G4	10087	12105	13113					
		G5	10278	12334	13361					
		L1	13484	16181	17530					

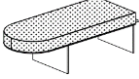
NOTE

FINISHES

For a complete list of finishes please go to www.deccacontract.com

Dimensions are in inches and are approximate. Contact Customer Service if dimensions are critical.

* Indicates model illustrated by line drawing.

DESCRIPTION	MODEL	FABRIC GRADES	STANDARD METAL	PREMIUM METAL GRADE I	PREMIUM METAL GRADE II	YARDAGE	SQUARE FEET	WIDTH	DEPTH	HEIGHT
Radius Ganging Bench 	AD DRB4820	COM	3461	4153	4499	1.75	32	48	20	16.88
		COL	3807	4569	4949					
		G1	3693	4432	4801					
		G2	3899	4678	5068					
		G3	3988	4786	5185					
		G4	4054	4865	5270					
		G5	4157	4988	5404					
		L1	5746	6895	7469					
<hr/>										
	AD DRB4824	COM	3394	4072	4412	1.75	32	48	24	16.88
		COL	3733	4480	4853					
		G1	3626	4351	4713					
		G2	3831	4597	4981					
		G3	3921	4705	5097					
		G4	3987	4784	5183					
		G5	4089	4907	5316					
		L1	5671	6806	7373					
<hr/>										
	AD DRB5420	COM	4409	5290	5731	2	36	54	20	16.88
		COL	4849	5819	6304					
		G1	4674	5608	6076					
		G2	4909	5890	6381					
		G3	5011	6013	6515					
		G4	5086	6103	6612					
		G5	5204	6244	6765					
		L1	7065	8478	9184					
<hr/>										
	AD DRB5424	COM	4474	5369	5816	2	36	54	24	16.88
		COL	4921	5905	6398					
		G1	4739	5687	6161					
		G2	4974	5969	6466					
		G3	5076	6092	6599					
		G4	5151	6182	6697					
		G5	5269	6323	6850					
		L1	7137	8564	9278					

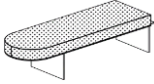
NOTE

FINISHES

For a complete list of finishes please go to www.deccacontract.com

Dimensions are in inches and are approximate. Contact Customer Service if dimensions are critical.

* Indicates model illustrated by line drawing.

DESCRIPTION	MODEL	FABRIC GRADES	STANDARD METAL	PREMIUM METAL GRADE I	PREMIUM METAL GRADE II	YARDAGE	SQUARE FEET	WIDTH	DEPTH	HEIGHT
Radius Ganging Bench 	AD DRB6020	COM	5491	6589	7138	2.25	41	60	20	16.88
		COL	6040	7248	7852					
		G1	5789	6947	7526					
		G2	6054	7264	7870					
		G3	6169	7403	8020					
		G4	6253	7504	8129					
		G5	6386	7663	8301					
		L1	8532	10239	11092					
<hr/>										
	AD DRB6024	COM	5559	6670	7226	2.25	41	60	24	16.88
		COL	6114	7337	7949					
		G1	5857	7028	7614					
		G2	6121	7345	7957					
		G3	6236	7484	8107					
		G4	6321	7585	8217					
		G5	6453	7744	8389					
		L1	8607	10328	11189					
<hr/>										
	AD DRB7220	COM	6573	7888	8546	2.5	45	72	20	16.88
		COL	7231	8677	9400					
		G1	6905	8286	8976					
		G2	7199	8638	9358					
		G3	7327	8792	9525					
		G4	7421	8905	9647					
		G5	7567	9081	9838					
		L1	10000	12000	13000					
<hr/>										
	AD DRB7224	COM	6641	7969	8633	2.5	45	72	24	16.88
		COL	7305	8766	9497					
		G1	6972	8367	9064					
		G2	7266	8719	9446					
		G3	7394	8873	9613					
		G4	7488	8986	9734					
		G5	7635	9162	9925					
		L1	10074	12089	13097					

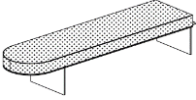
NOTE

FINISHES

For a complete list of finishes please go to www.deccacontract.com

Dimensions are in inches and are approximate. Contact Customer Service if dimensions are critical.

* Indicates model illustrated by line drawing.

DESCRIPTION	MODEL	FABRIC GRADES	STANDARD METAL	PREMIUM METAL GRADE I	PREMIUM METAL GRADE II	YARDAGE	SQUARE FEET	WIDTH	DEPTH	HEIGHT
Radius Ganging Bench 	AD DRB7820	COM	7656	9187	9953	2.75	50	78	20	16.88
		COL	8422	10106	10948					
		G1	8020	9624	10426					
		G2	8344	10012	10847					
		G3	8485	10181	11030					
		G4	8588	10305	11164					
		G5	8749	10499	11374					
		L1	11468	13761	14908					
<hr/>										
	AD DRB7824	COM	7723	9268	10040	2.75	50	78	24	16.88
		COL	8496	10195	11045					
		G1	8088	9705	10514					
		G2	8411	10093	10934					
		G3	8552	10262	11118					
		G4	8655	10386	11252					
		G5	8817	10580	11462					
		L1	11542	13850	15004					
<hr/>										
	AD DRB9020	COM	8738	10486	11360	3	54	90	20	16.88
		COL	9612	11535	12496					
		G1	9136	10963	11877					
		G2	9489	11386	12335					
		G3	9642	11571	12535					
		G4	9755	11706	12681					
		G5	9931	11917	12910					
		L1	12935	15522	16816					
<hr/>										
	AD DRB9024	COM	8806	10567	11448	3	54	90	24	16.88
		COL	9686	11624	12592					
		G1	9203	11044	11965					
		G2	9556	11467	12423					
		G3	9710	11652	12623					
		G4	9822	11787	12769					
		G5	9999	11998	12998					
		L1	13009	15611	16912					

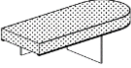
NOTE

FINISHES

For a complete list of finishes please go to www.deccacontract.com

Dimensions are in inches and are approximate. Contact Customer Service if dimensions are critical.

* Indicates model illustrated by line drawing.

DESCRIPTION	MODEL	FABRIC GRADES	STANDARD METAL	PREMIUM METAL GRADE I	PREMIUM METAL GRADE II	YARDAGE	SQUARE FEET	WIDTH	DEPTH	HEIGHT
Radius Ganging Bench 	AD SRB4820	COM	2379	2854	3092	1.75	32	48	20	16.88
		COL	2617	3140	3402					
		G1	2878	3454	3742					
		G2	2617	3140	3402					
		G3	2617	3140	3402					
		G4	2617	3140	3402					
		G5	2617	3140	3402					
		L1	2617	3140	3402					
<hr/>										
	AD SRB4824	COM	2446	2935	3180	1.75	32	48	24	16.88
		COL	2691	3229	3498					
		G1	2678	3214	3482					
		G2	2884	3461	3749					
		G3	2973	3568	3866					
		G4	3039	3647	3951					
		G5	3142	3770	4085					
		L1	4629	5555	6018					
<hr/>										
	AD SRB5420	COM	3461	4153	4499	2	36	54	20	16.88
		COL	3807	4569	4949					
		G1	3726	4471	4844					
		G2	3961	4753	5150					
		G3	4064	4877	5283					
		G4	4139	4967	5380					
		G5	4256	5108	5533					
		L1	6023	7227	7829					
<hr/>										
	AD SRB5424	COM	3529	4234	4587	2	36	54	24	16.88
		COL	3882	4658	5046					
		G1	3794	4552	4932					
		G2	4029	4835	5237					
		G3	4131	4958	5371					
		G4	4206	5048	5468					
		G5	4324	5189	5621					
		L1	6097	7316	7926					

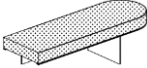
NOTE

FINISHES

For a complete list of finishes please go to www.deccacontract.com

Dimensions are in inches and are approximate. Contact Customer Service if dimensions are critical.

* Indicates model illustrated by line drawing.

DESCRIPTION	MODEL	FABRIC GRADES	STANDARD METAL	PREMIUM METAL GRADE I	PREMIUM METAL GRADE II	YARDAGE	SQUARE FEET	WIDTH	DEPTH	HEIGHT
Radius Ganging Bench 	AD SRB6020	COM	4544	5452	5907	2.25	41	60	20	16.88
		COL	4998	5998	6497					
		G1	4842	5810	6294					
		G2	5106	6127	6638					
		G3	5222	6266	6788					
		G4	5306	6367	6898					
		G5	5438	6526	7070					
		L1	7490	8988	9737					
<hr/>										
	AD SRB6024	COM	4611	5533	5994	2.25	41	60	24	16.88
		COL	5072	6087	6594					
		G1	4909	5891	6382					
		G2	5174	6208	6726					
		G3	5289	6347	6876					
		G4	5373	6448	6985					
		G5	5506	6607	7157					
		L1	7564	9077	9834					
<hr/>										
	AD SRB7220	COM	5626	6751	7314	2.5	45	72	20	16.88
		COL	6189	7426	8045					
		G1	5957	7149	7745					
		G2	6251	7501	8127					
		G3	6379	7655	8293					
		G4	6473	7768	8415					
		G5	6620	7944	8606					
		L1	8958	10749	11645					
<hr/>										
	AD SRB7224	COM	5694	6832	7402	2.5	45	72	24	16.88
		COL	6263	7516	8142					
		G1	6025	7230	7832					
		G2	6319	7582	8214					
		G3	6447	7736	8381					
		G4	6541	7849	8503					
		G5	6688	8025	8694					
		L1	9032	10838	11742					

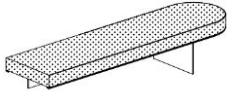
NOTE

FINISHES

For a complete list of finishes please go to www.deccacontract.com

Dimensions are in inches and are approximate. Contact Customer Service if dimensions are critical.

* Indicates model illustrated by line drawing.

DESCRIPTION	MODEL	FABRIC GRADES	STANDARD METAL	PREMIUM METAL GRADE I	PREMIUM METAL GRADE II	YARDAGE	SQUARE FEET	WIDTH	DEPTH	HEIGHT
Radius Ganging Bench 	AD SRB7820	COM	6709	8050	8721	2.75	50	78	20	16.88
		COL	7379	8855	9593					
		G1	7073	8488	9195					
		G2	7396	8875	9615					
		G3	7537	9045	9798					
		G4	7640	9168	9932					
		G5	7802	9362	10142					
		L1	10425	12511	13553					
<hr/>										
	AD SRB7824	COM	6776	8131	8809	2.75	50	78	24	16.88
		COL	7454	8944	9690					
		G1	7140	8569	9283					
		G2	7464	8956	9703					
		G3	7605	9126	9886					
		G4	7708	9249	10020					
		G5	7869	9443	10230					
		L1	10500	12600	13650					
<hr/>										
	AD SRB9020	COM	7791	9349	10128	3	54	90	20	16.88
		COL	8570	10284	11141					
		G1	8189	9826	10645					
		G2	8541	10249	11103					
		G3	8695	10434	11303					
		G4	8807	10569	11450					
		G5	8984	10780	11679					
		L1	11893	14272	15461					
<hr/>										
	AD SRB9024	COM	7858	9430	10216	3	54	90	24	16.88
		COL	8644	10373	11238					
		G1	8256	9907	10733					
		G2	8609	10330	11191					
		G3	8762	10515	11391					
		G4	8875	10650	11537					
		G5	9051	10861	11767					
		L1	11967	14361	15557					


NOTE

FINISHES

For a complete list of finishes please go to www.deccacontract.com

Dimensions are in inches and are approximate. Contact Customer Service if dimensions are critical.

* Indicates model illustrated by line drawing.

DESCRIPTION	MODEL	FABRIC GRADES	STANDARD METAL	PREMIUM METAL GRADE I	PREMIUM METAL GRADE II	YARDAGE	SQUARE FEET	WIDTH	DEPTH	HEIGHT
Radius Ganging Bench with Bevel 	AD DRC4820	COM	4589	5506	5965	1.75	32	48	20	16.88
		COL	5047	6057	6562					
		G1	4821	5785	6267					
		G2	5026	6031	6534					
		G3	5116	6139	6651					
		G4	5182	6218	6736					
		G5	5284	6341	6870					
		L1	6986	8383	9082					
<hr/>										
	AD DRC4824	COM	4656	5587	6053	1.75	32	48	24	16.88
		COL	5122	6146	6658					
		G1	4888	5866	6354					
		G2	5094	6112	6622					
		G3	5183	6220	6738					
		G4	5249	6299	6824					
		G5	5352	6422	6957					
		L1	7060	8472	9178					
<hr/>										
	AD DRC5420	COM	5130	6156	6669	2	36	54	20	16.88
		COL	5643	6771	7336					
		G1	5395	6474	7013					
		G2	5630	6756	7319					
		G3	5732	6879	7452					
		G4	5807	6969	7550					
		G5	5925	7110	7702					
		L1	7858	9430	10216					
<hr/>										
	AD DRC5424	COM	5197	6237	6757	2	36	54	24	16.88
		COL	5717	6861	7432					
		G1	5462	6555	7101					
		G2	5697	6837	7407					
		G3	5800	6960	7540					
		G4	5875	7050	7637					
		G5	5993	7191	7790					
		L1	7932	9519	10312					

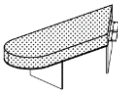
NOTE

FINISHES

For a complete list of finishes please go to www.deccacontract.com

Dimensions are in inches and are approximate. Contact Customer Service if dimensions are critical.

* Indicates model illustrated by line drawing.

DESCRIPTION	MODEL	FABRIC GRADES	STANDARD METAL	PREMIUM METAL GRADE I	PREMIUM METAL GRADE II	YARDAGE	SQUARE FEET	WIDTH	DEPTH	HEIGHT
Radius Ganging Bench with Bevel 	AD DRC6020	COM	5671	6805	7372	2.25	41	60	20	16.88
		COL	6238	7486	8110					
		G1	5969	7163	7760					
		G2	6234	7480	8104					
		G3	6349	7619	8254					
		G4	6433	7720	8363					
		G5	6566	7879	8535					
		L1	8730	10476	11350					
<hr/>										
	AD DRC6024	COM	5739	6886	7460	2.25	41	60	24	16.88
		COL	6312	7575	8206					
		G1	6037	7244	7848					
		G2	6301	7561	8192					
		G3	6417	7700	8341					
		G4	6501	7801	8451					
		G5	6633	7960	8623					
		L1	8805	10566	11446					
<hr/>										
	AD DRC7220	COM	6754	8104	8780	2.5	45	72	20	16.88
		COL	7429	8915	9658					
		G1	7085	8502	9210					
		G2	7379	8854	9592					
		G3	7507	9008	9759					
		G4	7601	9121	9881					
		G5	7747	9297	10072					
		L1	10198	12238	13257					
<hr/>										
	AD DRC7224	COM	6821	8185	8867	2.5	45	72	24	16.88
		COL	7503	9004	9754					
		G1	7152	8583	9298					
		G2	7446	8935	9680					
		G3	7574	9089	9847					
		G4	7668	9202	9968					
		G5	7815	9378	10159					
		L1	10272	12327	13354					

NOTE

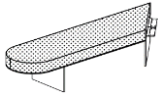
FINISHES

For a complete list of finishes please go to www.deccacontract.com

Dimensions are in inches and are approximate. Contact Customer Service if dimensions are critical.

* Indicates model illustrated by line drawing.

DESCRIPTION	MODEL	FABRIC GRADES	STANDARD METAL	PREMIUM METAL GRADE I	PREMIUM METAL GRADE II	YARDAGE	SQUARE FEET	WIDTH	DEPTH	HEIGHT
Radius Ganging Bench with Bevel	AD DRC7820	COM	7295	8754	9483	2.75	50	78	20	16.88
		COL	8024	9629	10431					
		G1	7659	9191	9957					
		G2	7982	9579	10377					
		G3	8123	9748	10560					
		G4	8226	9872	10694					
		G5	8388	10066	10904					
		L1	11070	13284	14391					
	AD DRC7824	COM	7362	8835	9571	2.75	50	78	24	16.88
		COL	8098	9718	10528					
		G1	7727	9272	10045					
		G2	8050	9660	10465					
		G3	8191	9829	10648					
		G4	8294	9953	10782					
		G5	8456	10147	10992					
		L1	11145	13373	14488					
	AD DRC9020	COM	8378	10053	10891	3	54	90	20	16.88
		COL	9216	11059	11980					
		G1	8775	10530	11408					
		G2	9128	10954	11866					
		G3	9282	11138	12066					
		G4	9394	11273	12213					
		G5	9571	11485	12442					
		L1	12539	15046	16300					
	AD DRC9024	COM	8445	10134	10978	3	54	90	24	16.88
		COL	9289	11147	12076					
		G1	8842	10611	11495					
		G2	9195	11034	11953					
		G3	9349	11218	12153					
		G4	9461	11353	12299					
		G5	9637	11565	12529					
		L1	12612	15135	16396					



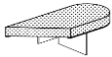
NOTE

FINISHES

For a complete list of finishes please go to www.deccacontract.com

Dimensions are in inches and are approximate. Contact Customer Service if dimensions are critical.

* Indicates model illustrated by line drawing.

DESCRIPTION	MODEL	FABRIC GRADES	STANDARD METAL	PREMIUM METAL GRADE I	PREMIUM METAL GRADE II	YARDAGE	SQUARE FEET	WIDTH	DEPTH	HEIGHT
Radius Ganging Bench with Bevel 	AD SRC4820	COM	3461	4153	4499	1.75	32	48	20	16.88
		COL	3807	4569	4949					
		G1	3693	4432	4801					
		G2	3899	4678	5068					
		G3	3988	4786	5185					
		G4	4054	4865	5270					
		G5	4157	4988	5404					
		L1	5746	6895	7469					
<hr/>										
	AD SRC4824	COM	3529	4234	4587	1.75	32	48	24	16.88
		COL	3882	4658	5046					
		G1	3761	4513	4889					
		G2	3966	4759	5156					
		G3	4056	4867	5273					
		G4	4122	4946	5358					
		G5	4224	5069	5492					
		L1	5820	6984	7566					
<hr/>										
	AD SRC5420	COM	4544	5452	5907	2	36	54	20	16.88
		COL	4998	5998	6497					
		G1	4809	5770	6251					
		G2	5044	6052	6557					
		G3	5146	6175	6690					
		G4	5221	6265	6788					
		G5	5339	6407	6940					
		L1	7213	8656	9377					
<hr/>										
	AD SRC5424	COM	4611	5533	5994	2	36	54	24	16.88
		COL	5072	6087	6594					
		G1	4876	5851	6339					
		G2	5111	6133	6645					
		G3	5214	6256	6778					
		G4	5289	6346	6875					
		G5	5406	6488	7028					
		L1	7288	8745	9474					

NOTE

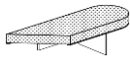
FINISHES

For a complete list of finishes please go to www.deccacontract.com

Dimensions are in inches and are approximate. Contact Customer Service if dimensions are critical.

* Indicates model illustrated by line drawing.

DESCRIPTION	MODEL	FABRIC GRADES	STANDARD METAL	PREMIUM METAL GRADE I	PREMIUM METAL GRADE II	YARDAGE	SQUARE FEET	WIDTH	DEPTH	HEIGHT
Radius Ganging Bench with Bevel	AD SRC6020	COM	5085	6102	6610	2.25	41	60	20	16.88
		COL	5593	6712	7271					
		G1	5383	6460	6998					
		G2	5647	6777	7342					
		G3	5763	6915	7492					
		G4	5847	7017	7601					
		G5	5979	7175	7773					
		L1	8086	9703	10511					
	AD SRC6024	COM	5152	6183	6698	2.25	41	60	24	16.88
		COL	5668	6801	7368					
		G1	5451	6541	7086					
		G2	5715	6858	7429					
		G3	5830	6996	7579					
		G4	5915	7098	7689					
		G5	6047	7256	7861					
		L1	8160	9792	10608					
	AD SRC7220	COM	5874	7048	7636	2.5	45	72	20	16.88
		COL	6461	7753	8399					
		G1	5874	7048	7636					
		G2	5874	7048	7636					
		G3	5874	7048	7636					
		G4	5874	7048	7636					
		G5	5874	7048	7636					
		L1	6607	7929	8590					
	AD SRC7224	COM	6235	7482	8105	2.5	45	72	24	16.88
		COL	6858	8230	8916					
		G1	6566	7879	8536					
		G2	6860	8232	8918					
		G3	6988	8386	9084					
		G4	7082	8498	9206					
		G5	7229	8674	9397					
		L1	9627	11553	12516					



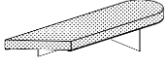
NOTE

FINISHES

For a complete list of finishes please go to www.deccacontract.com

Dimensions are in inches and are approximate. Contact Customer Service if dimensions are critical.

* Indicates model illustrated by line drawing.

DESCRIPTION	MODEL	FABRIC GRADES	STANDARD METAL	PREMIUM METAL GRADE I	PREMIUM METAL GRADE II	YARDAGE	SQUARE FEET	WIDTH	DEPTH	HEIGHT
Radius Ganging Bench with Bevel 	AD SRC7820	COM	6709	8050	8721	2.75	50	78	20	16.88
		COL	7379	8855	9593					
		G1	7073	8488	9195					
		G2	7396	8875	9615					
		G3	7537	9045	9798					
		G4	7640	9168	9932					
		G5	7802	9362	10142					
		L1	10425	12511	13553					
<hr/>										
	AD SRC7824	COM	6776	8131	8809	2.75	50	78	24	16.88
		COL	7454	8944	9690					
		G1	7140	8569	9283					
		G2	7464	8956	9703					
		G3	7605	9126	9886					
		G4	7708	9249	10020					
		G5	7869	9443	10230					
		L1	10500	12600	13650					
<hr/>										
	AD SRC9020	COM	7791	9349	10128	3	54	90	20	16.88
		COL	8570	10284	11141					
		G1	8189	9826	10645					
		G2	8541	10249	11103					
		G3	8695	10434	11303					
		G4	8807	10569	11450					
		G5	8984	10780	11679					
		L1	11893	14272	15461					
<hr/>										
	AD SRC9024	COM	7858	9430	10216	3	54	90	24	16.88
		COL	8644	10373	11238					
		G1	8256	9907	10733					
		G2	8609	10330	11191					
		G3	8762	10515	11391					
		G4	8875	10650	11537					
		G5	9051	10861	11767					
		L1	11967	14361	15557					

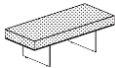
NOTE

FINISHES

For a complete list of finishes please go to www.deccacontract.com

Dimensions are in inches and are approximate. Contact Customer Service if dimensions are critical.

* Indicates model illustrated by line drawing.

DESCRIPTION	MODEL	FABRIC GRADES	STANDARD METAL	PREMIUM METAL GRADE I	PREMIUM METAL GRADE II	YARDAGE	SQUARE FEET	WIDTH	DEPTH	HEIGHT
Rectangular Bench 	AD SBE4820	COM	3373	4048	4385	1.75	32	48	20	16.88
		COL	3711	4453	4824					
		G1	3605	4326	4687					
		G2	3811	4573	4954					
		G3	3901	4681	5071					
		G4	3966	4760	5156					
		G5	4069	4883	5290					
		L1	5649	6779	7344					
<hr/>										
	AD SBE4824	COM	3441	4129	4473	1.75	32	48	24	16.88
		COL	3785	4542	4920					
		G1	3673	4407	4775					
		G2	3878	4654	5042					
		G3	3968	4762	5159					
		G4	4034	4841	5244					
		G5	4137	4964	5378					
		L1	5723	6868	7440					
<hr/>										
	AD SBE6020	COM	4456	5347	5793	2.25	41	60	20	16.88
		COL	4901	5882	6372					
		G1	4754	5705	6180					
		G2	5018	6022	6524					
		G3	5134	6161	6674					
		G4	5218	6262	6784					
		G5	5350	6420	6955					
		L1	7394	8872	9612					
<hr/>										
	AD SBE6024	COM	4523	5428	5880	2.25	41	60	24	16.88
		COL	4976	5971	6468					
		G1	4822	5786	6268					
		G2	5086	6103	6612					
		G3	5201	6242	6762					
		G4	5286	6343	6871					
		G5	5418	6501	7043					
		L1	7468	8961	9708					

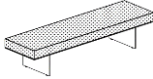
NOTE

FINISHES

For a complete list of finishes please go to www.deccacontract.com

Dimensions are in inches and are approximate. Contact Customer Service if dimensions are critical.

* Indicates model illustrated by line drawing.

DESCRIPTION	MODEL	FABRIC GRADES	STANDARD METAL	PREMIUM METAL GRADE I	PREMIUM METAL GRADE II	YARDAGE	SQUARE FEET	WIDTH	DEPTH	HEIGHT
Rectangular Bench 	AD SBE7220	COM	5538	6646	7200	2.5	45	72	20	16.88
		COL	6092	7311	7920					
		G1	5870	7044	7630					
		G2	6163	7396	8012					
		G3	6292	7550	8179					
		G4	6385	7662	8301					
		G5	6532	7839	8492					
		L1	8861	10634	11520					
<hr/>										
	AD SBE7224	COM	5339	6407	6941	2.5	45	72	24	16.88
		COL	5873	7047	7635					
		G1	5937	7125	7718					
		G2	6231	7477	8100					
		G3	6359	7631	8267					
		G4	6453	7743	8389					
		G5	6600	7920	8580					
		L1	8936	10723	11616					
<hr/>										
	AD SBE8420	COM	6621	7945	8607	2.75	50	84	20	16.88
		COL	7283	8739	9468					
		G1	6985	8382	9081					
		G2	7308	8770	9501					
		G3	7449	8939	9684					
		G4	7552	9063	9818					
		G5	7714	9257	10028					
		L1	10329	12395	13428					
<hr/>										
	AD SBE8424	COM	6688	8026	8695	2.75	50	84	24	16.88
		COL	7357	8828	9564					
		G1	7053	8463	9169					
		G2	7376	8851	9589					
		G3	7517	9020	9772					
		G4	7620	9144	9906					
		G5	7782	9338	10116					
		L1	10403	12484	13524					

NOTE

STANDARD FINISHES

FINISHES

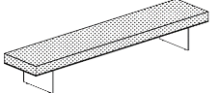
For a complete list of finishes

please go to www.deccacontract.com

Dimensions are in inches and are approximate.

Contact Customer Service if dimensions are critical.

* Indicates model illustrated by line drawing.

DESCRIPTION	MODEL	FABRIC GRADES	STANDARD METAL	PREMIUM METAL GRADE I	PREMIUM METAL GRADE II	YARDAGE	SQUARE FEET	WIDTH	DEPTH	HEIGHT
Rectangular Bench 	AD SBE9620	COM	7703	9244	10014	3.25	59	96	20	16.88
		COL	8474	10168	11016					
		G1	8134	9761	10574					
		G2	8516	10219	11071					
		G3	8682	10419	11287					
		G4	8804	10565	11446					
		G5	8995	10794	11694					
		L1	12073	14488	15695					
<hr/>										
	AD SBE9624	COM	7771	9325	10102	3.25	59	96	24	16.88
		COL	8548	10257	11112					
		G1	8201	9842	10662					
		G2	8583	10300	11158					
		G3	8750	10500	11375					
		G4	8872	10646	11533					
		G5	9063	10875	11782					
		L1	12148	14577	15792					

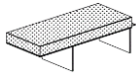
NOTE

FINISHES

For a complete list of finishes please go to www.deccacontract.com

Dimensions are in inches and are approximate. Contact Customer Service if dimensions are critical.

* Indicates model illustrated by line drawing.

DESCRIPTION	MODEL	FABRIC GRADES	STANDARD METAL	PREMIUM METAL GRADE I	PREMIUM METAL GRADE II	YARDAGE	SQUARE FEET	WIDTH	DEPTH	HEIGHT
Rectangular Ganging Bench 	AD DSB4820	COM	3373	4048	4385	1.75	32	48	20	16.88
		COL	3711	4453	4824					
		G1	3605	4326	4687					
		G2	3811	4573	4954					
		G3	3901	4681	5071					
		G4	3966	4760	5156					
		G5	4069	4883	5290					
		L1	5649	6779	7344					
<hr/>										
	AD DSB4824	COM	3441	4129	4473	1.75	32	48	24	16.88
		COL	3785	4542	4920					
		G1	3673	4407	4775					
		G2	3878	4654	5042					
		G3	3968	4762	5159					
		G4	4034	4841	5244					
		G5	4137	4964	5378					
		L1	5723	6868	7440					
<hr/>										
	AD DSB5420	COM	4456	5347	5793	2	36	54	20	16.88
		COL	4901	5882	6372					
		G1	4721	5665	6137					
		G2	4956	5947	6443					
		G3	5058	6070	6576					
		G4	5133	6160	6674					
		G5	5251	6301	6826					
		L1	7117	8540	9252					
<hr/>										
	AD DSB5424	COM	4523	5428	5880	2	36	54	24	16.88
		COL	4976	5971	6468					
		G1	4788	5746	6225					
		G2	5023	6028	6530					
		G3	5126	6151	6664					
		G4	5201	6241	6761					
		G5	5318	6382	6914					
		L1	7191	8629	9348					

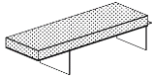
NOTE

FINISHES

For a complete list of finishes please go to www.deccacontract.com

Dimensions are in inches and are approximate. Contact Customer Service if dimensions are critical.

* Indicates model illustrated by line drawing.

DESCRIPTION	MODEL	FABRIC GRADES	STANDARD METAL	PREMIUM METAL GRADE I	PREMIUM METAL GRADE II	YARDAGE	SQUARE FEET	WIDTH	DEPTH	HEIGHT
Rectangular Ganging Bench 	AD DSB6020	COM	5538	6646	7200	2.25	41	60	20	16.88
		COL	6092	7311	7920					
		G1	5836	7004	7587					
		G2	6101	7321	7931					
		G3	6216	7459	8081					
		G4	6301	7561	8191					
		G5	6433	7719	8363					
		L1	8584	10301	11160					
<hr/>										
	AD DSB6024	COM	5606	6727	7288	2.25	41	60	24	16.88
		COL	6166	7400	8016					
		G1	5904	7085	7675					
		G2	6168	7402	8019					
		G3	6284	7540	8169					
		G4	6368	7642	8279					
		G5	6500	7800	8450					
		L1	8659	10390	11256					
<hr/>										
	AD DSB7220	COM	6621	7945	8607	2.5	45	72	20	16.88
		COL	7283	8739	9468					
		G1	6952	8342	9038					
		G2	7246	8695	9420					
		G3	7374	8849	9586					
		G4	7468	8961	9708					
		G5	7615	9138	9899					
		L1	10052	12062	13068					
<hr/>										
	AD DSB7224	COM	6688	8026	8695	2.5	45	72	24	16.88
		COL	7357	8828	9564					
		G1	7020	8423	9125					
		G2	7313	8776	9507					
		G3	7442	8930	9674					
		G4	7535	9042	9796					
		G5	7682	9219	9987					
		L1	10126	12151	13164					

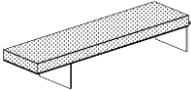
NOTE

FINISHES

For a complete list of finishes please go to www.deccacontract.com

Dimensions are in inches and are approximate. Contact Customer Service if dimensions are critical.

* Indicates model illustrated by line drawing.

DESCRIPTION	MODEL	FABRIC GRADES	STANDARD METAL	PREMIUM METAL GRADE I	PREMIUM METAL GRADE II	YARDAGE	SQUARE FEET	WIDTH	DEPTH	HEIGHT
Rectangular Ganging Bench 	AD DSB7820	COM	7703	9244	10014	2.75	50	78	20	16.88
		COL	8474	10168	11016					
		G1	8068	9681	10488					
		G2	8391	10069	10908					
		G3	8532	10238	11091					
		G4	8635	10362	11225					
		G5	8797	10556	11435					
		L1	11520	13823	14975					
<hr/>										
	AD DSB7824	COM	7771	9325	10102	2.75	50	78	24	16.88
		COL	8548	10257	11112					
		G1	8135	9762	10576					
		G2	8458	10150	10996					
		G3	8599	10319	11179					
		G4	8702	10443	11313					
		G5	8864	10637	11523					
		L1	11594	13913	15072					
<hr/>										
	AD DSB9020	COM	8786	10543	11421	3.25	59	90	20	16.88
		COL	9664	11597	12563					
		G1	9216	11060	11981					
		G2	9598	11518	12478					
		G3	9765	11718	12694					
		G4	9887	11864	12853					
		G5	10078	12093	13101					
		L1	13264	15917	17243					
<hr/>										
	AD DSB9024	COM	8853	10624	11509	3.25	59	90	24	16.88
		COL	9738	11686	12660					
		G1	9284	11141	12069					
		G2	9666	624	12566					
		G3	9832	11799	12782					
		G4	9954	11945	12941					
		G5	10145	12174	13189					
		L1	13338	16006	17340					

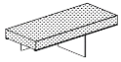
NOTE

FINISHES

For a complete list of finishes please go to www.deccacontract.com

Dimensions are in inches and are approximate. Contact Customer Service if dimensions are critical.

* Indicates model illustrated by line drawing.

DESCRIPTION	MODEL	FABRIC GRADES	STANDARD METAL	PREMIUM METAL GRADE I	PREMIUM METAL GRADE II	YARDAGE	SQUARE FEET	WIDTH	DEPTH	HEIGHT
Rectangular Ganging Bench 	AD SSB4820	COM	2291	2749	2978	1.75	32	48	20	16.88
		COL	2520	3024	3276					
		G1	2523	3027	3280					
		G2	2729	3274	3547					
		G3	2818	3382	3664					
		G4	2884	3461	3749					
		G5	2987	3584	3883					
		L1	4458	5350	5796					
<hr/>										
	AD SSB4824	COM	2358	2830	3066	1.75	32	48	24	16.88
		COL	2594	3113	3373					
		G1	2590	3108	3367					
		G2	2796	3355	3635					
		G3	2886	3463	3751					
		G4	2951	3542	3837					
		G5	3054	3665	3970					
		L1	4533	5439	5892					
<hr/>										
	AD SSB5420	COM	3373	4048	4385	2	36	54	20	16.88
		COL	3711	4453	4824					
		G1	3638	4366	4730					
		G2	3873	4648	5036					
		G3	3976	4771	5169					
		G4	4051	4861	5266					
		G5	4169	5002	5419					
		L1	5926	7111	7704					
<hr/>										
	AD SSB5424	COM	3441	4129	4473	2	36	54	24	16.88
		COL	3785	4542	4920					
		G1	3706	4447	4818					
		G2	3941	4729	5123					
		G3	4044	4852	5257					
		G4	4119	4942	5354					
		G5	4236	5083	5507					
		L1	6000	7200	7800					

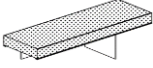
NOTE

FINISHES

For a complete list of finishes please go to www.deccacontract.com

Dimensions are in inches and are approximate. Contact Customer Service if dimensions are critical.

* Indicates model illustrated by line drawing.

DESCRIPTION	MODEL	FABRIC GRADES	STANDARD METAL	PREMIUM METAL GRADE I	PREMIUM METAL GRADE II	YARDAGE	SQUARE FEET	WIDTH	DEPTH	HEIGHT
Rectangular Ganging Bench 	AD SSB6020	COM	4456	5347	5793	2.25	41	60	20	16.88
		COL	4901	5882	6372					
		G1	4754	5705	6180					
		G2	5018	6022	6524					
		G3	5134	6161	6674					
		G4	5218	6262	6784					
		G5	5350	6420	6955					
		L1	7394	8872	9612					
<hr/>										
	AD SSB6024	COM	4523	5428	5880	2.25	41	60	24	16.88
		COL	4976	5971	6468					
		G1	4822	5786	6268					
		G2	5086	6103	6612					
		G3	5201	6242	6762					
		G4	5286	6343	6871					
		G5	5418	6501	7043					
		L1	7468	8961	9708					
<hr/>										
	AD SSB7220	COM	5538	6646	7200	2.5	45	72	20	16.88
		COL	6092	7311	7920					
		G1	5870	7044	7630					
		G2	6163	7396	8012					
		G3	6292	7550	8179					
		G4	6385	7662	8301					
		G5	6532	7839	8492					
		L1	8861	10634	11520					
<hr/>										
	AD SSB7224	COM	5606	6727	7288	2.5	45	72	24	16.88
		COL	6166	7400	8016					
		G1	5937	7125	7718					
		G2	6231	7477	8100					
		G3	6359	7631	8267					
		G4	6453	7743	8389					
		G5	6600	7920	8580					
		L1	8936	10723	11616					

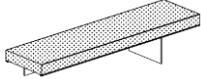
NOTE

FINISHES

For a complete list of finishes please go to www.deccacontract.com

Dimensions are in inches and are approximate. Contact Customer Service if dimensions are critical.

* Indicates model illustrated by line drawing.

DESCRIPTION	MODEL	FABRIC GRADES	STANDARD METAL	PREMIUM METAL GRADE I	PREMIUM METAL GRADE II	YARDAGE	SQUARE FEET	WIDTH	DEPTH	HEIGHT
Rectangular Ganging Bench 	AD SSB7820	COM	6621	7945	8607	2.75	50	78	20	16.88
		COL	7283	8739	9468					
		G1	6985	8382	9081					
		G2	7308	8770	9501					
		G3	7449	8939	9684					
		G4	7552	9063	9818					
		G5	7714	9257	10028					
		L1	10329	12395	13428					
<hr/>										
	AD SSB7824	COM	6688	8026	8695	2.75	50	78	24	16.88
		COL	7357	8828	9564					
		G1	7053	8463	9169					
		G2	7376	8851	9589					
		G3	7517	9020	9772					
		G4	7620	9144	9906					
		G5	7782	9338	10116					
		L1	10403	12484	13524					
<hr/>										
	AD SSB9020	COM	7703	9244	10014	3.25	59	90	20	16.88
		COL	8474	10168	11016					
		G1	8134	9761	10574					
		G2	8516	10219	11071					
		G3	8682	10419	11287					
		G4	8804	10565	11446					
		G5	8995	10794	11694					
		L1	12073	14488	15695					
<hr/>										
	AD SSB9024	COM	7771	9325	10102	3.25	59	90	24	16.88
		COL	8548	10257	11112					
		G1	8201	9842	10662					
		G2	8583	624	11158					
		G3	8750	10500	11375					
		G4	8872	10646	11533					
		G5	9063	10875	11782					
		L1	12148	14577	15792					


NOTE

FINISHES

For a complete list of finishes please go to www.deccacontract.com

Dimensions are in inches and are approximate. Contact Customer Service if dimensions are critical.

* Indicates model illustrated by line drawing.

DESCRIPTION	MODEL	FABRIC GRADES	STANDARD METAL	PREMIUM METAL GRADE I	PREMIUM METAL GRADE II	YARDAGE	SQUARE FEET	WIDTH	DEPTH	HEIGHT
Rectangular Ganging Bench with Bevel 	AD DSC4820	COM	3373	4048	4385	1.75	32	48	20	16.88
		COL	3711	4453	4824					
		G1	3605	4326	4687					
		G2	3811	4573	4954					
		G3	3901	4681	5071					
		G4	3966	4760	5156					
		G5	4069	4883	5290					
		L1	5649	6779	7344					
<hr/>										
	AD DSC4824	COM	3441	4129	4473	1.75	32	48	24	16.88
		COL	7503	9004	9754					
		G1	7152	8583	9298					
		G2	7446	8935	9680					
		G3	7574	9089	9847					
		G4	7668	9202	9968					
		G5	7815	9378	10159					
		L1	10272	12327	13354					
<hr/>										
	AD DSC5420	COM	3915	4698	5089	2	36	54	20	16.88
		COL	4306	5167	5598					
		G1	4180	5016	5434					
		G2	4415	5298	5739					
		G3	4517	5421	5872					
		G4	4592	5511	5970					
		G5	4710	5652	6123					
		L1	6521	7826	8478					
<hr/>										
	AD DSC5424	COM	3982	4779	5177	2	36	54	24	16.88
		COL	4380	5256	5694					
		G1	4247	5097	5521					
		G2	4482	5379	5827					
		G3	4585	5502	5960					
		G4	4660	5592	6058					
		G5	4777	5733	6210					
		L1	6596	7915	8574					

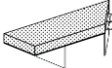
NOTE

FINISHES

For a complete list of finishes please go to www.deccacontract.com

Dimensions are in inches and are approximate. Contact Customer Service if dimensions are critical.

* Indicates model illustrated by line drawing.

DESCRIPTION	MODEL	FABRIC GRADES	STANDARD METAL	PREMIUM METAL GRADE I	PREMIUM METAL GRADE II	YARDAGE	SQUARE FEET	WIDTH	DEPTH	HEIGHT
Rectangular Ganging Bench with Bevel 	AD DSC6020	COM	4997	5996	6496	2.25	41	60	20	16.88
		COL	5497	6596	7146					
		G1	5295	6354	6884					
		G2	5560	6672	7228					
		G3	5675	6810	7378					
		G4	5759	6911	7487					
		G5	5892	7070	7659					
		L1	7989	9587	10386					
<hr/>										
	AD DSC6024	COM	5065	6077	6584	2.25	41	60	24	16.88
		COL	5571	6685	7242					
		G1	5363	6435	6972					
		G2	5627	6753	7315					
		G3	5743	6891	7465					
		G4	5827	6992	7575					
		G5	5959	7151	7747					
		L1	8063	9676	10482					
<hr/>										
	AD DSC7220	COM	6080	7295	7903	2.5	45	72	20	16.88
		COL	6687	8025	8694					
		G1	6411	7693	8334					
		G2	6705	8046	8716					
		G3	6833	8199	8883					
		G4	6927	8312	9005					
		G5	7073	8488	9195					
		L1	9457	11348	12294					
<hr/>										
	AD DSC7224	COM	6147	7376	7991	2.5	45	72	24	16.88
		COL	6762	8114	8790					
		G1	6478	7774	8422					
		G2	6772	8127	8804					
		G3	6900	8280	8970					
		G4	6994	8393	9092					
		G5	7141	8569	9283					
		L1	9531	11437	12390					

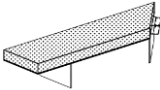
NOTE

FINISHES

For a complete list of finishes please go to www.deccacontract.com

Dimensions are in inches and are approximate. Contact Customer Service if dimensions are critical.

* Indicates model illustrated by line drawing.

DESCRIPTION	MODEL	FABRIC GRADES	STANDARD METAL	PREMIUM METAL GRADE I	PREMIUM METAL GRADE II	YARDAGE	SQUARE FEET	WIDTH	DEPTH	HEIGHT
Rectangular Ganging Bench with Bevel 	AD DSC7820	COM	6688	8026	8695	2.75	50	78	20	16.88
		COL	7357	8828	9564					
		G1	7053	8463	9169					
		G2	7376	8851	9589					
		G3	7517	9020	9772					
		G4	7620	9144	9906					
		G5	7782	9338	10116					
		L1	10403	12484	13524					
<hr/>										
	AD DSC7824	COM	6756	8107	8783	2.75	50	78	24	16.88
		COL	7431	8918	9661					
		G1	7120	8544	9256					
		G2	7443	8932	9676					
		G3	7584	9101	9860					
		G4	7688	9225	9994					
		G5	7849	9419	10204					
		L1	10477	12573	13621					
<hr/>										
	AD DSC9020	COM	7771	9325	10102	3	54	90	20	16.88
		COL	8548	10257	11112					
		G1	8168	9802	10619					
		G2	8521	10225	11077					
		G3	8675	10410	11277					
		G4	8787	10545	11423					
		G5	8963	10756	11652					
		L1	11871	14245	15432					
<hr/>										
	AD DSC9024	COM	7838	9406	10190	3	54	90	24	16.88
		COL	8622	10346	11209					
		G1	8236	9883	10707					
		G2	8588	10306	11165					
		G3	8742	10491	11365					
		G4	8855	10626	11511					
		G5	9031	10837	11740					
		L1	11945	14334	15529					

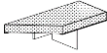
NOTE

FINISHES

For a complete list of finishes please go to www.deccacontract.com

Dimensions are in inches and are approximate. Contact Customer Service if dimensions are critical.

* Indicates model illustrated by line drawing.

DESCRIPTION	MODEL	FABRIC GRADES	STANDARD METAL	PREMIUM METAL GRADE I	PREMIUM METAL GRADE II	YARDAGE	SQUARE FEET	WIDTH	DEPTH	HEIGHT
Rectangular Ganging Bench with Bevel 	AD SSC4820	COM	2291	2749	2978	1.75	32	48	20	16.88
		COL	2520	3024	3276					
		G1	2523	3027	3280					
		G2	2729	3274	3547					
		G3	2818	3382	3664					
		G4	2884	3461	3749					
		G5	2987	3584	3883					
		L1	4458	5350	5796					
<hr/>										
	AD SSC4824	COM	2358	2830	3066	1.75	32	48	24	16.88
		COL	2594	3113	3373					
		G1	2590	3108	3367					
		G2	2796	3355	3635					
		G3	2886	3463	3751					
		G4	2951	3542	3837					
		G5	3054	3665	3970					
		L1	4533	5439	5892					
<hr/>										
	AD SSC5420	COM	2832	3399	3682	2	36	54	20	16.88
		COL	3115	3738	4050					
		G1	3097	3717	4026					
		G2	3332	3999	4332					
		G3	3435	4122	4465					
		G4	3510	4212	4563					
		G5	3627	4353	4715					
		L1	5331	6397	6930					
<hr/>										
	AD SSC5424	COM	2900	3480	3770	2	36	54	24	16.88
		COL	3190	3828	4147					
		G1	3165	3798	4114					
		G2	3400	4080	4420					
		G3	3502	4203	4553					
		G4	3577	4293	4650					
		G5	3695	4434	4803					
		L1	5405	6486	7026					

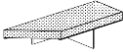
NOTE

FINISHES

For a complete list of finishes please go to www.deccacontract.com

Dimensions are in inches and are approximate. Contact Customer Service if dimensions are critical.

* Indicates model illustrated by line drawing.

DESCRIPTION	MODEL	FABRIC GRADES	STANDARD METAL	PREMIUM METAL GRADE I	PREMIUM METAL GRADE II	YARDAGE	SQUARE FEET	WIDTH	DEPTH	HEIGHT
Rectangular Ganging Bench with Bevel 	AD SSC6020	COM	3915	4698	5089	2.25	41	60	20	16.88
		COL	4306	5167	5598					
		G1	4213	5055	5477					
		G2	4477	5373	5820					
		G3	4593	5511	5970					
		G4	4677	5612	6080					
		G5	4809	5771	6252					
		L1	6798	8158	8838					
<hr/>										
	AD SSC6024	COM	3982	4779	5177	2.25	41	60	24	16.88
		COL	4380	5256	5694					
		G1	4280	5136	5564					
		G2	4545	5454	5908					
		G3	4660	5592	6058					
		G4	4744	5693	6168					
		G5	4877	5852	6340					
		L1	6873	8247	8934					
<hr/>										
	AD SSC7220	COM	4997	5996	6496	2.5	45	72	20	16.88
		COL	5497	6596	7146					
		G1	5328	6394	6927					
		G2	5622	6747	7309					
		G3	5750	6900	7475					
		G4	5844	7013	7597					
		G5	5991	7189	7788					
		L1	8266	9919	10746					
<hr/>										
	AD SSC7224	COM	5065	6077	6584	2.5	45	72	24	16.88
		COL	5571	6685	7242					
		G1	5396	6475	7015					
		G2	5690	6828	7397					
		G3	5818	6981	7563					
		G4	5912	7094	7685					
		G5	6059	7270	7876					
		L1	8340	10008	10842					

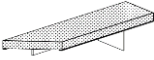
NOTE

FINISHES

For a complete list of finishes please go to www.deccacontract.com

Dimensions are in inches and are approximate. Contact Customer Service if dimensions are critical.

* Indicates model illustrated by line drawing.

DESCRIPTION	MODEL	FABRIC GRADES	STANDARD METAL	PREMIUM METAL GRADE I	PREMIUM METAL GRADE II	YARDAGE	SQUARE FEET	WIDTH	DEPTH	HEIGHT
Rectangular Ganging Bench with Bevel 	AD SSC7820	COM	5538	6646	7200	2.75	50	78	20	16.88
		COL	6092	7311	7920					
		G1	5903	7083	7674					
		G2	6226	7471	8094					
		G3	6367	7640	8277					
		G4	6470	7764	8411					
		G5	6632	7958	8621					
		L1	9138	10966	11880					
<hr/>										
	AD SSC7824	COM	5606	6727	7288	2.75	50	78	24	16.88
		COL	6166	7400	8016					
		G1	5970	7164	7761					
		G2	6293	7552	8181					
		G3	6434	7721	8365					
		G4	6538	7845	8499					
		G5	6699	8039	8709					
		L1	9212	11055	11976					
<hr/>										
	AD SSC9020	COM	6621	7945	8607	3	54	90	20	16.88
		COL	7283	8739	9468					
		G1	7018	8422	9124					
		G2	7371	8845	9582					
		G3	7525	9030	9782					
		G4	7637	9165	9928					
		G5	7813	9376	10158					
		L1	10606	12727	13788					
<hr/>										
	AD SSC9024	COM	6688	8026	8695	3	54	90	24	16.88
		COL	7357	8828	9564					
		G1	7086	8503	9212					
		G2	7438	8926	9670					
		G3	7592	9111	9870					
		G4	7705	9246	10016					
		G5	7881	9457	10245					
		L1	10680	12816	13884					


NOTE

FINISHES

For a complete list of finishes please go to www.deccacontract.com

Dimensions are in inches and are approximate. Contact Customer Service if dimensions are critical.

* Indicates model illustrated by line drawing.

DESCRIPTION	MODEL	FABRIC GRADES	STANDARD METAL	PREMIUM METAL GRADE I	PREMIUM METAL GRADE II	YARDAGE	SQUARE FEET	WIDTH	DEPTH	HEIGHT
Double Ganging Bench 	AD DG4820	COM	2291	2749	2978	1.75	32	48	20	16.88
		COL	2520	3024	3276					
		G1	2523	3027	3280					
		G2	2729	3274	3547					
		G3	2818	3382	3664					
		G4	2884	3461	3749					
		G5	2987	3584	3883					
		L1	4458	5350	5796					
<hr/>										
	AD DG4824	COM	2358	2830	3066	1.75	32	48	24	16.88
		COL	2594	3113	3373					
		G1	2590	3108	3367					
		G2	2796	3355	3635					
		G3	2886	3463	3751					
		G4	2951	3542	3837					
		G5	3054	3665	3970					
		L1	4533	5439	5892					
<hr/>										
	AD DG5420	COM	2832	3399	3682	2	36	54	20	16.88
		COL	3115	3738	4050					
		G1	3097	3717	4026					
		G2	3332	3999	4332					
		G3	3435	4122	4465					
		G4	3510	4212	4563					
		G5	3627	4353	4715					
		L1	5331	6397	6930					
<hr/>										
	AD DG5424	COM	2900	3480	3770	2	36	54	24	16.88
		COL	3190	3828	4147					
		G1	3165	3798	4114					
		G2	3400	4080	4420					
		G3	3502	4203	4553					
		G4	3577	4293	4650					
		G5	3695	4434	4803					
		L1	5405	6486	7026					


NOTE

FINISHES

For a complete list of finishes please go to www.deccacontract.com

Dimensions are in inches and are approximate. Contact Customer Service if dimensions are critical.

* Indicates model illustrated by line drawing.

DESCRIPTION	MODEL	FABRIC GRADES	STANDARD METAL	PREMIUM METAL GRADE I	PREMIUM METAL GRADE II	YARDAGE	SQUARE FEET	WIDTH	DEPTH	HEIGHT
Double Ganging Bench 	AD DG6020	COM	3373	4048	4385	2.25	41	60	20	16.88
		COL	3711	4453	4824					
		G1	3672	4406	4773					
		G2	3936	4723	5117					
		G3	4051	4862	5267					
		G4	4136	4963	5376					
		G5	4268	5122	5548					
		L1	6203	7444	8064					
<hr/>										
	AD DG6024	COM	3441	4129	4473	2.25	41	60	24	16.88
		COL	3785	4542	4920					
		G1	3739	4487	4861					
		G2	4004	4804	5205					
		G3	4119	4943	5354					
		G4	4203	5044	5464					
		G5	4335	5203	5636					
		L1	6277	7533	8160					
<hr/>										
	AD DG7220	COM	4456	5347	5793	2.5	45	72	20	16.88
		COL	4901	5882	6372					
		G1	4787	5745	6223					
		G2	5081	6097	6605					
		G3	5209	6251	6772					
		G4	5303	6363	6894					
		G5	5450	6540	7085					
		L1	7671	9205	9972					
<hr/>										
	AD DG7224	COM	4523	5428	5880	2.5	45	72	24	16.88
		COL	4976	5971	6468					
		G1	4855	5826	6311					
		G2	5148	6178	6693					
		G3	5277	6332	6860					
		G4	5370	6444	6981					
		G5	5517	6621	7172					
		L1	7745	9294	10068					


NOTE

FINISHES

For a complete list of finishes please go to www.deccacontract.com

Dimensions are in inches and are approximate. Contact Customer Service if dimensions are critical.

* Indicates model illustrated by line drawing.

DESCRIPTION	MODEL	FABRIC GRADES	STANDARD METAL	PREMIUM METAL GRADE I	PREMIUM METAL GRADE II	YARDAGE	SQUARE FEET	WIDTH	DEPTH	HEIGHT
Double Ganging Bench 	AD DG7820	COM	4997	5996	6496	2.75	50	78	20	16.88
		COL	5497	6596	7146					
		G1	5362	6434	6970					
		G2	5685	6822	7390					
		G3	5826	6991	7573					
		G4	5929	7115	7707					
		G5	6090	7308	7918					
		L1	8543	10251	11106					
<hr/>										
	AD DG7824	COM	5065	6077	6584	2.75	50	78	24	16.88
		COL	5571	6685	7242					
		G1	5429	6515	7058					
		G2	5752	6903	7478					
		G3	5893	7072	7661					
		G4	5996	7196	7795					
		G5	6158	7389	8005					
		L1	8617	10341	11202					
<hr/>										
	AD DG9020	COM	6080	7295	7903	3.25	59	90	20	16.88
		COL	6687	8025	8694					
		G1	6510	7812	8463					
		G2	6892	8271	8960					
		G3	7059	8471	9176					
		G4	7181	8617	9335					
		G5	7372	8846	9583					
		L1	10287	12345	13374					
<hr/>										
	AD DG9024	COM	6147	7376	7991	3.25	59	90	24	16.88
		COL	6762	8114	8790					
		G1	6578	7893	8551					
		G2	6960	8352	9048					
		G3	7126	8552	9264					
		G4	7248	8698	9423					
		G5	7439	8927	9671					
		L1	10362	12434	13470					

NOTE

FINISHES

For a complete list of finishes please go to www.deccacontract.com

Dimensions are in inches and are approximate. Contact Customer Service if dimensions are critical.

* Indicates model illustrated by line drawing.

DESCRIPTION	MODEL	FABRIC GRADES	STANDARD METAL	PREMIUM METAL GRADE I	PREMIUM METAL GRADE II	YARDAGE	SQUARE FEET	WIDTH	DEPTH	HEIGHT
Double Ganging Bench with Bevel	AD CB4820L **	COM	2291	2749	2978	1.75	32	48	20	16.88
	AD CB4820R	COL	2520	3024	3276					
		G1	2523	3027	3280					
		G2	2729	3274	3547					
		G3	2818	3382	3664					
		G4	2884	3461	3749					
		G5	2987	3584	3883					
		L1	4458	5350	5796					
<hr/>										
	AD CB4824L	COM	2358	2830	3066	1.75	32	48	24	16.88
	AD CB4824R	COL	2594	3113	3373					
		G1	2590	3108	3367					
		G2	2796	3355	3635					
		G3	2886	3463	3751					
		G4	2951	3542	3837					
		G5	3054	3665	3970					
		L1	4533	5439	5892					
<hr/>										
	AD CB5420L	COM	2832	3399	3682	2	36	54	20	16.88
	AD CB5420R	COL	3115	3738	4050					
		G1	3097	3717	4026					
		G2	3332	3999	4332					
		G3	3435	4122	4465					
		G4	3510	4212	4563					
		G5	3627	4353	4715					
		L1	5331	6397	6930					
<hr/>										
	AD CB5424L	COM	2900	3480	3770	2	36	54	24	16.88
	AD CB5424R	COL	3190	3828	4147					
		G1	3165	3798	4114					
		G2	3400	4080	4420					
		G3	3502	4203	4553					
		G4	3577	4293	4650					
		G5	3695	4434	4803					
		L1	5405	6486	7026					

**



NOTE

FINISHES
 For a complete list of finishes
 please go to www.deccacontract.com

Dimensions are in inches and are approximate.
 Contact Customer Service if dimensions are critical.

* Indicates model illustrated by line drawing.

DESCRIPTION	MODEL	FABRIC GRADES	STANDARD METAL	PREMIUM METAL GRADE I	PREMIUM METAL GRADE II	YARDAGE	SQUARE FEET	WIDTH	DEPTH	HEIGHT
Double Ganging Bench with Bevel	AD CB6020L **	COM	3373	4048	4385	2.25	41	60	20	16.88
	AD CB6020R	COL	3711	4453	4824					
		G1	3672	4406	4773					
		G2	3936	4723	5117					
		G3	4051	4862	5267					
		G4	4136	4963	5376					
		G5	4268	5122	5548					
		L1	6203	7444	8064					
<hr/>										
	AD CB6024L	COM	3441	4129	4473	2.25	41	60	24	16.88
	AD CB6024R	COL	3785	4542	4920					
		G1	3739	4487	4861					
		G2	4004	4804	5205					
		G3	4119	4943	5354					
		G4	4203	5044	5464					
		G5	4335	5203	5636					
		L1	6277	7533	8160					
<hr/>										
	AD CB7220L	COM	4456	5347	5793	2.5	45	72	20	16.88
	AD CB7220R	COL	4901	5882	6372					
		G1	4787	5745	6223					
		G2	5081	6097	6605					
		G3	5209	6251	6772					
		G4	5303	6363	6894					
		G5	5450	6540	7085					
		L1	7671	9205	9972					
<hr/>										
	AD CB7224L	COM	4523	5428	5880	2.5	45	72	24	16.88
	AD CB7224R	COL	4976	5971	6468					
		G1	4855	5826	6311					
		G2	5148	6178	6693					
		G3	5277	6332	6860					
		G4	5370	6444	6981					
		G5	5517	6621	7172					
		L1	7745	9294	10068					

**



NOTE

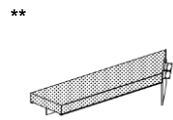
FINISHES

For a complete list of finishes please go to www.deccacontract.com

Dimensions are in inches and are approximate. Contact Customer Service if dimensions are critical.

* Indicates model illustrated by line drawing.

DESCRIPTION	MODEL	FABRIC GRADES	STANDARD METAL	PREMIUM METAL GRADE I	PREMIUM METAL GRADE II	YARDAGE	SQUARE FEET	WIDTH	DEPTH	HEIGHT
Double Ganging Bench with Bevel	AD CB7820L **	COM	4997	5996	6496	2.75	50	78	20	16.88
	AD CB7820R	COL	5497	6596	7146					
		G1	5362	6434	6970					
		G2	5685	6822	7390					
		G3	5826	6991	7573					
		G4	5929	7115	7707					
		G5	6090	7308	7918					
		L1	8543	10251	11106					
<hr/>										
	AD CB7824L	COM	5065	6077	6584	2.75	50	78	24	16.88
	AD CB7824R	COL	5571	6685	7242					
		G1	5429	6515	7058					
		G2	5752	6903	7478					
		G3	5893	7072	7661					
		G4	5996	7196	7795					
		G5	6158	7389	8005					
		L1	8617	10341	11202					
<hr/>										
	AD CB9020L	COM	6080	7295	7903	3.25	59	90	20	16.88
	AD CB9020R	COL	6687	8025	8694					
		G1	6510	7812	8463					
		G2	6892	8271	8960					
		G3	7059	8471	9176					
		G4	7181	8617	9335					
		G5	7372	8846	9583					
		L1	10287	12345	13374					
<hr/>										
	AD CB9024L	COM	6147	7376	7991	3.25	59	90	24	16.88
	AD CB9024R	COL	6762	8114	8790					
		G1	6578	7893	8551					
		G2	6960	8352	9048					
		G3	7126	8552	9264					
		G4	7248	8698	9423					
		G5	7439	8927	9671					
		L1	10362	12434	13470					



NOTE

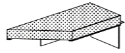
FINISHES For a complete list of finishes please go to www.deccacontract.com

Dimensions are in inches and are approximate. Contact Customer Service if dimensions are critical.

* Indicates model illustrated by line drawing.

DESCRIPTION	MODEL	FABRIC GRADES	STANDARD METAL	PREMIUM METAL GRADE I	PREMIUM METAL GRADE II	YARDAGE	SQUARE FEET	WIDTH	DEPTH	HEIGHT
Double Ganging Corner Bench	AD CC4820L **	COM	2291	2749	2978	1.75	32	48	20	16.88
	AD CC4820R	COL	2520	3024	3276					
		G1	2523	3027	3280					
		G2	2729	3274	3547					
		G3	2818	3382	3664					
		G4	2884	3461	3749					
		G5	2987	3584	3883					
		L1	4458	5350	5796					
<hr/>										
	AD CC4824L	COM	2358	2830	3066	1.75	32	48	24	16.88
	AD CC4824R	COL	2594	3113	3373					
		G1	2590	3108	3367					
		G2	2796	3355	3635					
		G3	2886	3463	3751					
		G4	2951	3542	3837					
		G5	3054	3665	3970					
		L1	4533	5439	5892					
<hr/>										
	AD CC5420L	COM	2832	3399	3682	2	36	54	20	16.88
	AD CC5420R	COL	3115	3738	4050					
		G1	3097	3717	4026					
		G2	3332	3999	4332					
		G3	3435	4122	4465					
		G4	3510	4212	4563					
		G5	3627	4353	4715					
		L1	5331	6397	6930					
<hr/>										
	AD CC5424L	COM	2900	3480	3770	2	36	54	24	16.88
	AD CC5424R	COL	3190	3828	4147					
		G1	3165	3798	4114					
		G2	3400	4080	4420					
		G3	3502	4203	4553					
		G4	3577	4293	4650					
		G5	3695	4434	4803					
		L1	5405	6486	7026					

**



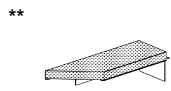
NOTE

FINISHES
For a complete list of finishes
please go to www.deccacontract.com

Dimensions are in inches and are approximate.
Contact Customer Service if dimensions are critical.

* Indicates model illustrated by line drawing.

DESCRIPTION	MODEL	FABRIC GRADES	STANDARD METAL	PREMIUM METAL GRADE I	PREMIUM METAL GRADE II	YARDAGE	SQUARE FEET	WIDTH	DEPTH	HEIGHT
Double Ganging Corner Bench	AD CC6020L **	COM	3373	4048	4385	2.25	41	60	20	16.88
	AD CC6020R	COL	3711	4453	4824					
		G1	3672	4406	4773					
		G2	3936	4723	5117					
		G3	4051	4862	5267					
		G4	4136	4963	5376					
		G5	4268	5122	5548					
		L1	6203	7444	8064					
<hr/>										
	AD CC6024L	COM	3441	4129	4473	2.25	41	60	24	16.88
	AD CC6024R	COL	3785	4542	4920					
		G1	3739	4487	4861					
		G2	4004	4804	5205					
		G3	4119	4943	5354					
		G4	4203	5044	5464					
		G5	4335	5203	5636					
		L1	6277	7533	8160					
<hr/>										
	AD CC7220L	COM	4456	5347	5793	2.5	45	72	20	16.88
	AD CC7220R	COL	4901	5882	6372					
		G1	4787	5745	6223					
		G2	5081	6097	6605					
		G3	5209	6251	6772					
		G4	5303	6363	6894					
		G5	5450	6540	7085					
		L1	7671	9205	9972					
<hr/>										
	AD CC7224L	COM	4523	5428	5880	2.5	45	72	24	16.88
	AD CC7224R	COL	4976	5971	6468					
		G1	4855	5826	6311					
		G2	5148	6178	6693					
		G3	5277	6332	6860					
		G4	5370	6444	6981					
		G5	5517	6621	7172					
		L1	7745	9294	10068					



NOTE

FINISHES

For a complete list of finishes please go to www.deccacontract.com

Dimensions are in inches and are approximate. Contact Customer Service if dimensions are critical.

* Indicates model illustrated by line drawing.

DESCRIPTION	MODEL	FABRIC GRADES	STANDARD METAL	PREMIUM METAL GRADE I	PREMIUM METAL GRADE II	YARDAGE	SQUARE FEET	WIDTH	DEPTH	HEIGHT
Double Ganging Corner Bench	AD CC7820L **	COM	4997	5996	6496	2.75	50	78	20	16.88
	AD CC7820R	COL	5497	6596	7146					
		G1	5362	6434	6970					
		G2	5685	6822	7390					
		G3	5826	6991	7573					
		G4	5929	7115	7707					
		G5	6090	7308	7918					
		L1	8543	10251	11106					
<hr/>										
	AD CC7824L	COM	5065	6077	6584	2.75	50	78	24	16.88
	AD CC7824R	COL	5571	6685	7242					
		G1	5429	6515	7058					
		G2	5752	6903	7478					
		G3	5893	7072	7661					
		G4	5996	7196	7795					
		G5	6158	7389	8005					
		L1	8617	10341	11202					
<hr/>										
	AD CC9020L	COM	6080	7295	7903	3.25	59	90	20	16.88
	AD CC9020R	COL	6687	8025	8694					
		G1	6510	7812	8463					
		G2	6892	8271	8960					
		G3	7059	8471	9176					
		G4	7181	8617	9335					
		G5	7372	8846	9583					
		L1	10287	12345	13374					
<hr/>										
	AD CC9024L	COM	6147	7376	7991	3.25	59	90	24	16.88
	AD CC9024R	COL	6762	8114	8790					
		G1	6578	7893	8551					
		G2	6960	8352	9048					
		G3	7126	8552	9264					
		G4	7248	8698	9423					
		G5	7439	8927	9671					
		L1	10362	12434	13470					

**



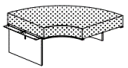
NOTE

FINISHES

For a complete list of finishes please go to www.deccacontract.com

Dimensions are in inches and are approximate. Contact Customer Service if dimensions are critical.

* Indicates model illustrated by line drawing.

DESCRIPTION	MODEL	FABRIC GRADES	STANDARD METAL	PREMIUM METAL GRADE I	PREMIUM METAL GRADE II	YARDAGE	SQUARE FEET	SEAT DEPTH	WIDTH	DEPTH	HEIGHT
Double Ganging Corner Bench	AD CC3020L **	COM	3893	4672	5061	2.75	50	20	30	30	16.88
	AD CC3020R	COL	4283	5139	5567						
** 		G1	4258	5109	5535						
		G2	4581	5497	5955						
		G3	4722	5666	6138						
		G4	4825	5790	6272						
		G5	4987	5984	6483						
		L1	7329	8794	9527						
	AD CC3424L **	COM	3968	4762	5159	2.75	50	24	34	34	16.88
	AD CC3424R	COL	4365	5238	5675						
		G1	4333	5199	5632						
		G2	4656	5587	6053						
		G3	4797	5756	6236						
		G4	4900	5880	6370						
		G5	5062	6074	6580						
		L1	7411	8893	9634						


NOTE

FINISHES

For a complete list of finishes please go to www.deccacontract.com

Dimensions are in inches and are approximate. Contact Customer Service if dimensions are critical.

* Indicates model illustrated by line drawing.

DESCRIPTION	MODEL	STANDARD VENEER	PREMIUM METAL GRADE I	PREMIUM METAL GRADE II	WIDTH	DEPTH	HEIGHT
Double Ganging Corner Table	AD CST2020L **	2655	3187	3452	20	20	16.88
	AD CST2020R						
** 	AD CST2424L	2731	3277	3550	24	24	16.88
	AD CST2424R						
Single Ganging Side Table	AD GST2020	2655	3187	3452	20	20	16.88
	AD GST2424	2731	3277	3550	24	24	16.88


NOTE

FINISHES

For a complete list of finishes please go to www.deccacontract.com

Dimensions are in inches and are approximate. Contact Customer Service if dimensions are critical.

* Indicates model illustrated by line drawing.

DESCRIPTION	MODEL	FABRIC GRADES	STANDARD	YARDAGE	SQUARE FEET	WIDTH	DEPTH	HEIGHT
Wall Mount Back Cushion 	AD RBC2911	COM	881	1	18	29.25	2	11.38
		COL	970					
		G1	1014					
		G2	1131					
		G3	1183					
		G4	1220					
		G5	1279					
		L1	2077					
<hr/>								
	AD RBC3411	COM	906	1.25	23	34.5	2	11.38
		COL	997					
		G1	1072					
		G2	1219					
		G3	1283					
		G4	1330					
		G5	1403					
		L1	2382					
<hr/>								
	AD RBC4011	COM	931	1.5	27	40.5	2	11.38
		COL	1025					
		G1	1130					
		G2	1306					
		G3	1383					
		G4	1440					
		G5	1528					
		L1	2686					
<hr/>								
	AD RBC4611	COM	956	1.5	27	46.5	2	11.38
		COL	1052					
		G1	1155					
		G2	1332					
		G3	1408					
		G4	1465					
		G5	1553					
		L1	2714					


NOTE

FINISHES

For a complete list of finishes please go to www.deccacontract.com

Dimensions are in inches and are approximate. Contact Customer Service if dimensions are critical.

* Indicates model illustrated by line drawing.

DESCRIPTION	MODEL	FABRIC GRADES	STANDARD	YARDAGE	SQUARE FEET	WIDTH	DEPTH	HEIGHT
Wall Mount Back Cushion 	AD RBC5211	COM	981	1.75	32	52.5	2	11.38
		COL	1080					
		G1	1213					
		G2	1419					
		G3	1509					
		G4	1574					
		G5	1677					
		L1	3018					
<hr/>								
	AD RBC5811	COM	1006	2	36	58.5	2	11.38
		COL	1107					
		G1	1271					
		G2	1507					
		G3	1609					
		G4	1684					
		G5	1802					
		L1	3322					
<hr/>								
	AD RBC6411	COM	1031	2	36	64.5	2	11.38
		COL	1135					
		G1	1296					
		G2	1532					
		G3	1634					
		G4	1709					
		G5	1827					
		L1	3350					
<hr/>								
	AD RBC7011	COM	1056	2.25	41	70.5	2	11.38
		COL	1162					
		G1	1355					
		G2	1619					
		G3	1734					
		G4	1819					
		G5	1951					
		L1	3654					

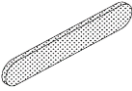
NOTE

FINISHES

For a complete list of finishes please go to www.deccacontract.com

Dimensions are in inches and are approximate. Contact Customer Service if dimensions are critical.

* Indicates model illustrated by line drawing.

DESCRIPTION	MODEL	FABRIC GRADES	STANDARD	YARDAGE	SQUARE FEET	WIDTH	DEPTH	HEIGHT
Wall Mount Back Cushion 	AD RBC7611	COM	1081	2.5	45	76.5	2	11.38
		COL	1190					
		G1	1413					
		G2	1707					
		G3	1835					
		G4	1928					
		G5	2075					
		L1	3959					
<hr/>								
	AD RBC8211	COM	1106	2.5	45	82.5	2	11.38
		COL	1217					
		G1	1438					
		G2	1732					
		G3	1860					
		G4	1953					
		G5	2100					
		L1	3986					
<hr/>								
	AD RBC8811	COM	1131	2.75	50	88.5	2	11.38
		COL	1245					
		G1	1496					
		G2	1819					
		G3	1960					
		G4	2063					
		G5	2225					
		L1	4291					
<hr/>								
	AD RBC9411	COM	1156	3	54	94.5	2	11.38
		COL	1272					
		G1	1554					
		G2	1907					
		G3	2060					
		G4	2173					
		G5	2349					
		L1	4595					


NOTE

FINISHES

For a complete list of finishes
please go to www.deccacontract.com

Dimensions are in inches and are approximate.
Contact Customer Service if dimensions are critical.

* Indicates model illustrated by line drawing.

DESCRIPTION	MODEL	FABRIC GRADES	STANDARD	YARDAGE	SQUARE FEET	WIDTH	DEPTH	HEIGHT
Wall Mount Back Cushion 	AD REF2911	COM	881	1	18	29.25	2	11.38
		COL	970					
		G1	1014					
		G2	1131					
		G3	1183					
		G4	1220					
		G5	1279					
		L1	2077					
<hr/>								
	AD REF3411	COM	906	1.25	23	34.5	2	11.38
		COL	997					
		G1	1072					
		G2	1219					
		G3	1283					
		G4	1330					
		G5	1403					
		L1	2382					
<hr/>								
	AD REF4011	COM	931	1.5	27	40.5	2	11.38
		COL	1025					
		G1	1130					
		G2	1306					
		G3	1383					
		G4	1440					
		G5	1528					
		L1	2686					
<hr/>								
	AD REF4611	COM	956	1.5	27	46.5	2	11.38
		COL	1052					
		G1	1155					
		G2	1332					
		G3	1408					
		G4	1465					
		G5	1553					
		L1	2714					


NOTE

FINISHES

For a complete list of finishes
please go to www.deccacontract.com

Dimensions are in inches and are approximate.
Contact Customer Service if dimensions are critical.

* Indicates model illustrated by line drawing.

DESCRIPTION	MODEL	FABRIC GRADES	STANDARD	YARDAGE	SQUARE FEET	WIDTH	DEPTH	HEIGHT							
Wall Mount Back Cushion 	AD REF5211	COM	981	1.75	32	52.5	2	11.38							
		COL	1080												
		G1	1213												
		G2	1419												
		G3	1509												
		G4	1574												
		G5	1677												
		L1	3018												
		<hr/>													
			AD REF5811						COM	1006	2	36	58.5	2	11.38
		COL	1107												
		G1	1271												
		G2	1507												
		G3	1609												
		G4	1684												
		G5	1802												
		L1	3322												
<hr/>															
	AD REF6411	COM	1031	2	36	64.5	2	11.38							
		COL	1135												
		G1	1296												
		G2	1532												
		G3	1634												
		G4	1709												
		G5	1827												
		L1	3350												
<hr/>															
	AD REF7011	COM	1056	2.25	41	70.5	2	11.38							
		COL	1162												
		G1	1355												
		G2	1619												
		G3	1734												
		G4	1819												
		G5	1951												
		L1	3654												

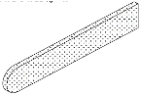
NOTE

FINISHES

For a complete list of finishes
please go to www.deccacontract.com

Dimensions are in inches and are approximate.
Contact Customer Service if dimensions are critical.

* Indicates model illustrated by line drawing.

DESCRIPTION	MODEL	FABRIC GRADES	STANDARD	YARDAGE	SQUARE FEET	WIDTH	DEPTH	HEIGHT							
Wall Mount Back Cushion 	AD REF7611	COM	1081	2.5	45	76.5	2	11.38							
		COL	1190												
		G1	1413												
		G2	1707												
		G3	1835												
		G4	1928												
		G5	2075												
		L1	3959												
		<hr/>													
			AD REF8211						COM	1106	2.5	45	82.5	2	11.38
	COL	1217													
	G1	1438													
	G2	1732													
	G3	1860													
	G4	1953													
	G5	2100													
	L1	3986													
<hr/>															
	AD REF8811	COM	1131	2.75	50	88.5	2	11.38							
		COL	1245												
		G1	1496												
		G2	1819												
		G3	1960												
		G4	2063												
		G5	2225												
		L1	4291												
<hr/>															
	AD REF9411	COM	1156	3	54	94.5	2	11.38							
		COL	1272												
		G1	1554												
		G2	1907												
		G3	2060												
		G4	2173												
		G5	2349												
		L1	4595												


NOTE

FINISHES

For a complete list of finishes
please go to www.deccacontract.com

Dimensions are in inches and are approximate.
Contact Customer Service if dimensions are critical.

* Indicates model illustrated by line drawing.

DESCRIPTION	MODEL	FABRIC GRADES	STANDARD	YARDAGE	SQUARE FEET	WIDTH	DEPTH	HEIGHT
Wall Mount Cushion with Bevel 	AD REB2911	COM	881	1	18	29.25	2	11.38
		COL	970					
		G1	1014					
		G2	1131					
		G3	1183					
		G4	1220					
		G5	1279					
		L1	2077					
<hr/>								
	AD REB3411	COM	906	1.25	23	34.5	2	11.38
		COL	997					
		G1	1072					
		G2	1219					
		G3	1283					
		G4	1330					
		G5	1403					
		L1	2382					
<hr/>								
	AD REB4011	COM	931	1.5	27	40.5	2	11.38
		COL	1025					
		G1	1130					
		G2	1306					
		G3	1383					
		G4	1440					
		G5	1528					
		L1	2686					
<hr/>								
	AD REB4611	COM	956	1.5	27	46.5	2	11.38
		COL	1052					
		G1	1155					
		G2	1332					
		G3	1408					
		G4	1465					
		G5	1553					
		L1	2714					


NOTE

FINISHES

For a complete list of finishes
please go to www.deccacontract.com

Dimensions are in inches and are approximate.
Contact Customer Service if dimensions are critical.

* Indicates model illustrated by line drawing.

DESCRIPTION	MODEL	FABRIC GRADES	STANDARD	YARDAGE	SQUARE FEET	WIDTH	DEPTH	HEIGHT
Wall Mount Cushion with Bevel 	AD REB5211	COM	981	1.75	32	52.5	2	11.38
		COL	1080					
		G1	1213					
		G2	1419					
		G3	1509					
		G4	1574					
		G5	1677					
		L1	3018					
<hr/>								
	AD REB5811	COM	1006	2	36	58.5	2	11.38
		COL	1107					
		G1	1271					
		G2	1507					
		G3	1609					
		G4	1684					
		G5	1802					
		L1	3322					
<hr/>								
	AD REB6411	COM	1031	2	36	64.5	2	11.38
		COL	1135					
		G1	1296					
		G2	1532					
		G3	1634					
		G4	1709					
		G5	1827					
		L1	3350					
<hr/>								
	AD REB7011	COM	1056	2.25	41	70.5	2	11.38
		COL	1162					
		G1	1355					
		G2	1619					
		G3	1734					
		G4	1819					
		G5	1951					
		L1	3654					


NOTE

FINISHES

For a complete list of finishes
please go to www.deccacontract.com

Dimensions are in inches and are approximate.
Contact Customer Service if dimensions are critical.

* Indicates model illustrated by line drawing.

DESCRIPTION	MODEL	FABRIC GRADES	STANDARD	YARDAGE	SQUARE FEET	WIDTH	DEPTH	HEIGHT							
Wall Mount Cushion with Bevel 	AD REB7611	COM	1081	2.5	45	76.5	2	11.38							
		COL	1190												
		G1	1413												
		G2	1707												
		G3	1835												
		G4	1928												
		G5	2075												
		L1	3959												
		<hr/>													
			AD REB8211						COM	1106	2.5	45	82.5	2	11.38
	COL	1217													
	G1	1438													
	G2	1732													
	G3	1860													
	G4	1953													
	G5	2100													
	L1	3986													
<hr/>															
	AD REB8811	COM	1144	2.75	50	88.5	2	11.38							
		COL	1258												
		G1	1508												
		G2	1832												
		G3	1973												
		G4	2076												
		G5	2237												
		L1	4304												
<hr/>															
	AD REB9411	COM	1156	3	54	94.5	2	11.38							
		COL	1272												
		G1	1554												
		G2	1907												
		G3	2060												
		G4	2173												
		G5	2349												
		L1	4595												


NOTE

FINISHES

For a complete list of finishes
please go to www.deccacontract.com

Dimensions are in inches and are approximate.
Contact Customer Service if dimensions are critical.

* Indicates model illustrated by line drawing.

DESCRIPTION	MODEL	FABRIC GRADES	STANDARD	YARDAGE	SQUARE FEET	WIDTH	DEPTH	HEIGHT
Wall Mount Back Cushion 	AD SBC2911	COM	619	1	18	29.5	2	11.38
		COL	681					
		G1	751					
		G2	869					
		G3	920					
		G4	958					
		G5	1016					
		L1	1788					
<hr/>								
	AD SBC3411	COM	644	1.25	23	34.5	2	11.38
		COL	708					
		G1	810					
		G2	956					
		G3	1021					
		G4	1067					
		G5	1141					
		L1	2093					
<hr/>								
	AD SBC4011	COM	669	1.5	27	40.5	2	11.38
		COL	736					
		G1	868					
		G2	1044					
		G3	1121					
		G4	1177					
		G5	1265					
		L1	2397					
<hr/>								
	AD SBC4611	COM	694	1.5	27	46.5	2	11.38
		COL	763					
		G1	893					
		G2	1069					
		G3	1146					
		G4	1202					
		G5	1290					
		L1	2425					


NOTE

FINISHES

For a complete list of finishes
please go to www.deccacontract.com

Dimensions are in inches and are approximate.
Contact Customer Service if dimensions are critical.

* Indicates model illustrated by line drawing.

DESCRIPTION	MODEL	FABRIC GRADES	STANDARD	YARDAGE	SQUARE FEET	WIDTH	DEPTH	HEIGHT
Wall Mount Back Cushion 	AD SBC5211	COM	719	1.75	32	52.5	2	11.38
		COL	791					
		G1	951					
		G2	1156					
		G3	1246					
		G4	1312					
		G5	1415					
		L1	2729					
<hr/>								
	AD SBC5811	COM	744	2	36	58.5	2	11.38
		COL	818					
		G1	1009					
		G2	1244					
		G3	1347					
		G4	1422					
		G5	1539					
		L1	3034					
<hr/>								
	AD SBC6411	COM	769	2	36	64.5	2	11.38
		COL	846					
		G1	1034					
		G2	1269					
		G3	1372					
		G4	1447					
		G5	1564					
		L1	3061					
<hr/>								
	AD SBC7011	COM	794	2.25	41	70.5	2	11.38
		COL	873					
		G1	1092					
		G2	1357					
		G3	1472					
		G4	1556					
		G5	1688					
		L1	3366					

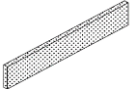
NOTE

FINISHES

For a complete list of finishes
please go to www.deccacontract.com

Dimensions are in inches and are approximate.
Contact Customer Service if dimensions are critical.

* Indicates model illustrated by line drawing.

DESCRIPTION	MODEL	FABRIC GRADES	STANDARD	YARDAGE	SQUARE FEET	WIDTH	DEPTH	HEIGHT
Wall Mount Back Cushion 	AD SBC7611	COM	819	2.5	45	76.5	2	11.38
		COL	901					
		G1	1150					
		G2	1444					
		G3	1572					
		G4	1666					
		G5	1813					
		L1	3670					
<hr/>								
	AD SBC8211	COM	844	2.5	45	82.5	2	11.38
		COL	928					
		G1	1175					
		G2	1469					
		G3	1597					
		G4	1691					
		G5	1838					
		L1	3697					
<hr/>								
	AD SBC8811	COM	869	2.75	50	88.5	2	11.38
		COL	956					
		G1	1233					
		G2	1557					
		G3	1698					
		G4	1801					
		G5	1962					
		L1	4002					
<hr/>								
	AD SBC9411	COM	894	3	54	94.5	2	11.38
		COL	983					
		G1	1291					
		G2	1644					
		G3	1798					
		G4	1910					
		G5	2087					
		L1	4306					


NOTE

FINISHES

For a complete list of finishes please go to www.deccacontract.com

Dimensions are in inches and are approximate. Contact Customer Service if dimensions are critical.

* Indicates model illustrated by line drawing.

DESCRIPTION	MODEL	FABRIC GRADES	STANDARD	YARDAGE	SQUARE FEET	WIDTH	DEPTH	HEIGHT
Wall Mount Cushion with Bevel 	AD SEB2911	COM	619	1	18	29.5	2	11.38
		COL	681					
		G1	751					
		G2	869					
		G3	920					
		G4	958					
		G5	1016					
		L1	1788					
<hr/>								
	AD SEB3411	COM	644	1.25	23	34.5	2	11.38
		COL	708					
		G1	810					
		G2	956					
		G3	1021					
		G4	1067					
		G5	1141					
		L1	2093					
<hr/>								
	AD SEB4011	COM	669	1.5	27	40.5	2	11.38
		COL	736					
		G1	868					
		G2	1044					
		G3	1121					
		G4	1177					
		G5	1265					
		L1	2397					
<hr/>								
	AD SEB4611	COM	694	1.5	27	46.5	2	11.38
		COL	763					
		G1	893					
		G2	1069					
		G3	1146					
		G4	1202					
		G5	1290					
		L1	2425					


NOTE

FINISHES

For a complete list of finishes
please go to www.deccacontract.com

Dimensions are in inches and are approximate.
Contact Customer Service if dimensions are critical.

* Indicates model illustrated by line drawing.

DESCRIPTION	MODEL	FABRIC GRADES	STANDARD	YARDAGE	SQUARE FEET	WIDTH	DEPTH	HEIGHT
Wall Mount Cushion with Bevel 	AD SEB5211	COM	719	1.75	32	52.5	2	11.38
		COL	791					
		G1	951					
		G2	1156					
		G3	1246					
		G4	1312					
		G5	1415					
		L1	2729					
<hr/>								
	AD SEB5811	COM	744	2	36	58.5	2	11.38
		COL	818					
		G1	1009					
		G2	1244					
		G3	1347					
		G4	1422					
		G5	1539					
		L1	3034					
<hr/>								
	AD SEB6411	COM	769	2	36	64.5	2	11.38
		COL	846					
		G1	1034					
		G2	1269					
		G3	1372					
		G4	1447					
		G5	1564					
		L1	3061					
<hr/>								
	AD SEB7011	COM	794	2.25	41	70.5	2	11.38
		COL	873					
		G1	1092					
		G2	1357					
		G3	1472					
		G4	1556					
		G5	1688					
		L1	3366					

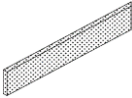
NOTE

FINISHES

For a complete list of finishes
please go to www.deccacontract.com

Dimensions are in inches and are approximate.
Contact Customer Service if dimensions are critical.

* Indicates model illustrated by line drawing.

DESCRIPTION	MODEL	FABRIC GRADES	STANDARD	YARDAGE	SQUARE FEET	WIDTH	DEPTH	HEIGHT
Wall Mount Cushion with Bevel 	AD SEB7611	COM	819	2.5	45	76.5	2	11.38
		COL	901					
		G1	1150					
		G2	1444					
		G3	1572					
		G4	1666					
		G5	1813					
		L1	3670					
<hr/>								
	AD SEB8211	COM	844	2.5	45	82.5	2	11.38
		COL	928					
		G1	1175					
		G2	1469					
		G3	1597					
		G4	1691					
		G5	1838					
		L1	3697					
<hr/>								
	AD SEB8811	COM	869	2.75	50	88.5	2	11.38
		COL	956					
		G1	1233					
		G2	1557					
		G3	1698					
		G4	1801					
		G5	1962					
		L1	4002					
<hr/>								
	AD SEB9411	COM	894	3	54	94.5	2	11.38
		COL	983					
		G1	1291					
		G2	1644					
		G3	1798					
		G4	1910					
		G5	2087					
		L1	4306					

NOTE

FINISHES

For a complete list of finishes
please go to www.deccacontract.com

Dimensions are in inches and are approximate.
Contact Customer Service if dimensions are critical.

* Indicates model illustrated by line drawing.